
NSSE 2022 Topical Module Report

Academic Advising

Truman State University

This module examines students' experiences with academic advising, including frequency of interaction with advisors and advising practices that reflect NACADA core values. It also asks students to identify who has been most helpful. The module complements a question on the core survey about the quality of students' interactions with academic advisors.

Comparison group details are in the online Selected Comparison Groups report, linked in the Data & Reports table on the Institution Interface. A PDF copy is also saved in your report download folder.

First-Year Students

| Item wording or description | Variable name | Values ^c | Response options | Frequency Distributions ^a | | | | Statistical Comparisons ^b | | |
|---|---------------|---------------------|------------------|--------------------------------------|-----|-------------------|-----|--------------------------------------|-------------------|--------------------------|
| | | | | Truman | | Academic Advising | | Truman | Academic Advising | |
| | | | | Count | % | Count | % | Mean | Mean | Effect size ^d |
| 1. During the current school year, how many times have you discussed your academic interests, course selections, or academic performance with the following individuals? | | | | | | | | | | |
| a. Academic advisor, faculty, or staff assigned to advise you | AAD01a | 0 0 | | 7 | 4 | 1,727 | 5 | 2.3 | 2.4 | -.09 |
| | | 1 1 | | 36 | 20 | 6,175 | 17 | | | |
| | | 2 2 | | 61 | 34 | 10,716 | 29 | | | |
| | | 3 3 | | 46 | 25 | 9,500 | 26 | | | |
| | | 4 4 or more | | 34 | 17 | 8,157 | 22 | | | |
| | | — Not applicable | | 1 | 1 | 375 | 1 | | | |
| | | Total | | 185 | 100 | 36,650 | 100 | | | |
| b. Academic advisor(s) available to any student | AAD01b | 0 0 | | 76 | 41 | 11,244 | 31 | 1.2 | 1.5 *** | -.25 |
| | | 1 1 | | 34 | 19 | 7,116 | 20 | | | |
| | | 2 2 | | 35 | 19 | 6,888 | 19 | | | |
| | | 3 3 | | 21 | 11 | 5,356 | 14 | | | |
| | | 4 4 or more | | 12 | 6 | 4,371 | 12 | | | |
| | | — Not applicable | | 6 | 3 | 1,516 | 4 | | | |
| | | Total | | 184 | 100 | 36,491 | 100 | | | |
| c. Faculty or instructor(s) not assigned to advise you | AAD01c | 0 0 | | 66 | 35 | 15,960 | 44 | 1.4 | 1.1 ** | .24 |
| | | 1 1 | | 33 | 19 | 6,609 | 18 | | | |
| | | 2 2 | | 38 | 20 | 5,669 | 15 | | | |
| | | 3 3 | | 20 | 11 | 3,507 | 9 | | | |
| | | 4 4 or more | | 22 | 11 | 2,722 | 7 | | | |
| | | — Not applicable | | 6 | 4 | 2,001 | 6 | | | |
| | | Total | | 185 | 100 | 36,468 | 100 | | | |
| d. Student services staff (career services, academic support, Trio, etc.) | AAD01d | 0 0 | | 118 | 63 | 19,085 | 53 | 0.7 | 0.9 ** | -.20 |
| | | 1 1 | | 23 | 13 | 5,684 | 15 | | | |
| | | 2 2 | | 20 | 11 | 4,505 | 12 | | | |
| | | 3 3 | | 9 | 5 | 2,887 | 8 | | | |
| | | 4 4 or more | | 7 | 3 | 2,330 | 6 | | | |
| | | — Not applicable | | 8 | 4 | 1,930 | 6 | | | |
| | | Total | | 185 | 100 | 36,421 | 100 | | | |
| e. Success or academic coach | AAD01e | 0 0 | | 134 | 72 | 22,215 | 61 | 0.5 | 0.8 *** | -.26 |
| | | 1 1 | | 14 | 7 | 3,864 | 10 | | | |
| | | 2 2 | | 10 | 6 | 3,206 | 9 | | | |
| | | 3 3 | | 12 | 7 | 2,617 | 7 | | | |
| | | 4 4 or more | | 2 | 1 | 2,341 | 6 | | | |
| | | — Not applicable | | 13 | 7 | 2,242 | 7 | | | |
| | | Total | | 185 | 100 | 36,485 | 100 | | | |
| f. Peer advisor or mentor | AAD01f | 0 0 | | 104 | 55 | 17,251 | 48 | 0.9 | 1.1 * | -.18 |
| | | 1 1 | | 32 | 17 | 5,508 | 15 | | | |
| | | 2 2 | | 16 | 9 | 4,682 | 13 | | | |
| | | 3 3 | | 13 | 7 | 3,396 | 9 | | | |
| | | 4 4 or more | | 13 | 7 | 3,717 | 10 | | | |
| | | — Not applicable | | 8 | 4 | 1,923 | 5 | | | |
| | | Total | | 186 | 100 | 36,477 | 100 | | | |

*p<.05, **p<.01, ***p<.001 (2-tailed); Refer to the endnotes page for the key to triangle symbols.

First-Year Students

| Item wording or description | Variable name | Values ^c | Response options | Frequency Distributions ^a | | | | Statistical Comparisons ^b | | |
|--|---------------|---------------------|------------------|--------------------------------------|-----|-------------------|-----|--------------------------------------|-------------------|--------------------------|
| | | | | Truman | | Academic Advising | | Truman | Academic Advising | Effect size ^d |
| | | | | Count | % | Count | % | Mean | Mean | |
| g. Other, please specify: | AAD01g | 0 | 0 | 2 | 17 | 1,025 | 32 | | | |
| | | 1 | 1 | 1 | 6 | 159 | 5 | | | |
| | | 2 | 2 | 3 | 21 | 167 | 6 | | | |
| | | 3 | 3 | 1 | 6 | 182 | 6 | | | |
| | | 4 | 4 or more | 6 | 43 | 731 | 24 | | | |
| | | — | Not applicable | 1 | 6 | 851 | 27 | | | |
| | | | Total | 14 | 100 | 3,115 | 100 | | | |
| 2. [If answered "0" to 1a., 1b., and 1c.] Do you know how to contact (in person, email, phone, or online) an advisor at your institution?^j | | | | | | | | | | |
| | AAD02 | | No | 1 | 37 | 109 | 12 | | | |
| | | | Yes | 1 | 27 | 693 | 74 | | | |
| | | | Unsure | 1 | 37 | 121 | 14 | | | |
| | | | Total | 3 | 100 | 923 | 100 | | | |
| 3. Thinking about academic advising, how much have people and resources at your institution done the following? | | | | | | | | | | |
| a. Been available when needed | AAD03a | 1 | Very little | 11 | 6 | 1,963 | 6 | 2.7 | 2.9 * | -.15 |
| | | 2 | Some | 53 | 28 | 9,047 | 25 | | | |
| | | 3 | Quite a bit | 87 | 47 | 15,623 | 43 | | | |
| | | 4 | Very much | 30 | 16 | 8,857 | 24 | | | |
| | | — | Not applicable | 3 | 2 | 802 | 2 | | | |
| | | | Total | 184 | 100 | 36,292 | 100 | | | |
| b. Provided prompt and accurate information | AAD03b | 1 | Very little | 13 | 7 | 1,880 | 5 | 2.6 | 2.9 *** | -.30 |
| | | 2 | Some | 63 | 34 | 8,903 | 25 | | | |
| | | 3 | Quite a bit | 80 | 44 | 15,628 | 43 | | | |
| | | 4 | Very much | 22 | 12 | 8,973 | 25 | | | |
| | | — | Not applicable | 5 | 3 | 719 | 2 | | | |
| | | | Total | 183 | 100 | 36,103 | 100 | | | |
| c. Provided information about learning support services (tutoring, writing center, success skills, etc.) | AAD03c | 1 | Very little | 11 | 6 | 2,233 | 6 | 2.6 | 2.9 *** | -.32 |
| | | 2 | Some | 67 | 36 | 8,446 | 24 | | | |
| | | 3 | Quite a bit | 79 | 43 | 14,539 | 40 | | | |
| | | 4 | Very much | 21 | 11 | 9,764 | 26 | | | |
| | | — | Not applicable | 6 | 3 | 1,185 | 4 | | | |
| | | | Total | 184 | 100 | 36,167 | 100 | | | |
| d. Notified you of important policies and deadlines | AAD03d | 1 | Very little | 15 | 8 | 2,929 | 8 | 2.7 | 2.8 | -.11 |
| | | 2 | Some | 54 | 29 | 8,915 | 25 | | | |
| | | 3 | Quite a bit | 76 | 41 | 14,191 | 39 | | | |
| | | 4 | Very much | 36 | 20 | 9,300 | 26 | | | |
| | | — | Not applicable | 3 | 2 | 842 | 2 | | | |
| | | | Total | 184 | 100 | 36,177 | 100 | | | |
| e. Reached out to you about your academic progress or performance | AAD03e | 1 | Very little | 65 | 35 | 9,067 | 26 | 2.1 | 2.3 *** | -.26 |
| | | 2 | Some | 54 | 30 | 9,948 | 27 | | | |
| | | 3 | Quite a bit | 39 | 21 | 8,946 | 24 | | | |
| | | 4 | Very much | 18 | 10 | 5,948 | 16 | | | |
| | | — | Not applicable | 8 | 4 | 2,246 | 7 | | | |
| | | | Total | 184 | 100 | 36,155 | 100 | | | |
| f. Followed up with you regarding something they recommended | AAD03f | 1 | Very little | 69 | 37 | 7,650 | 21 | 1.9 | 2.4 *** | -.46 |
| | | 2 | Some | 53 | 29 | 9,931 | 27 | | | |
| | | 3 | Quite a bit | 34 | 19 | 9,658 | 26 | | | |
| | | 4 | Very much | 11 | 6 | 5,751 | 16 | | | |
| | | — | Not applicable | 17 | 9 | 3,151 | 9 | | | |
| | | | Total | 184 | 100 | 36,141 | 100 | | | |

*p<.05, **p<.01, ***p<.001 (2-tailed); Refer to the endnotes page for the key to triangle symbols.

First-Year Students

| Item wording or description | Variable name | Values ^c | Response options | Frequency Distributions ^a | | | | Statistical Comparisons ^b | | |
|---|---------------|---------------------|------------------|--------------------------------------|-----|-------------------|-----|--------------------------------------|-------------------|--------------------------|
| | | | | Truman | | Academic Advising | | Truman | Academic Advising | Effect size ^d |
| | | | | Count | % | Count | % | Mean | Mean | |
| g. Asked questions about your educational background and needs | AAD03g | 1 | Very little | 68 | 36 | 9,737 | 27 | 2.0 | 2.3 *** | -.26 |
| | | 2 | Some | 51 | 28 | 9,995 | 28 | | | |
| | | 3 | Quite a bit | 41 | 22 | 8,564 | 23 | | | |
| | | 4 | Very much | 12 | 7 | 5,074 | 14 | | | |
| | | — | Not applicable | 12 | 7 | 2,752 | 8 | | | |
| Total | | | | 184 | 100 | 36,122 | 100 | | | |
| h. Actively listened to your concerns | AAD03h | 1 | Very little | 25 | 13 | 3,747 | 11 | 2.5 | 2.7 * | -.19 |
| | | 2 | Some | 58 | 31 | 9,648 | 27 | | | |
| | | 3 | Quite a bit | 65 | 36 | 11,997 | 33 | | | |
| | | 4 | Very much | 26 | 14 | 8,211 | 23 | | | |
| | | — | Not applicable | 10 | 6 | 2,477 | 7 | | | |
| Total | | | | 184 | 100 | 36,080 | 100 | | | |
| i. Respected your identity and culture | AAD03i | 1 | Very little | 5 | 3 | 1,052 | 3 | 3.1 | 3.2 | -.12 |
| | | 2 | Some | 25 | 14 | 5,305 | 15 | | | |
| | | 3 | Quite a bit | 79 | 42 | 12,251 | 33 | | | |
| | | 4 | Very much | 48 | 26 | 13,470 | 37 | | | |
| | | — | Not applicable | 27 | 15 | 4,006 | 12 | | | |
| Total | | | | 184 | 100 | 36,084 | 100 | | | |
| j. Cared about your overall well-being | AAD03j | 1 | Very little | 13 | 7 | 2,594 | 8 | 2.8 | 2.9 | -.12 |
| | | 2 | Some | 54 | 29 | 8,594 | 24 | | | |
| | | 3 | Quite a bit | 68 | 38 | 12,203 | 33 | | | |
| | | 4 | Very much | 40 | 22 | 10,661 | 29 | | | |
| | | — | Not applicable | 9 | 5 | 2,067 | 6 | | | |
| Total | | | | 184 | 100 | 36,119 | 100 | | | |
| 4. Thinking about academic advising, about how often did someone at your institution discuss the following with you? | | | | | | | | | | |
| a. Your academic goals and future plans | AAD04a | 1 | Never | 9 | 5 | 1,634 | 5 | 3.2 | 3.4 ** | -.18 |
| | | 2 | Rarely | 22 | 12 | 4,810 | 14 | | | |
| | | 3 | Sometimes | 85 | 45 | 11,265 | 31 | | | |
| | | 4 | Often | 43 | 24 | 10,427 | 29 | | | |
| | | 5 | Very often | 20 | 11 | 7,013 | 19 | | | |
| Total | | | | 182 | 100 | 35,948 | 100 | | | |
| b. How your major or expected major relates to your goals and future plans | AAD04b | 1 | Never | 14 | 8 | 2,069 | 6 | 3.3 | 3.5 * | -.15 |
| | | 2 | Rarely | 23 | 13 | 4,488 | 13 | | | |
| | | 3 | Sometimes | 64 | 35 | 10,101 | 28 | | | |
| | | 4 | Often | 51 | 28 | 10,798 | 30 | | | |
| | | 5 | Very often | 26 | 15 | 7,567 | 21 | | | |
| Total | | | | 181 | 100 | 35,897 | 100 | | | |
| c. Special opportunities (study abroad, internship, service-learning, research, etc.) | AAD04c | 1 | Never | 30 | 16 | 4,707 | 13 | 2.7 | 3.0 ** | -.24 |
| | | 2 | Rarely | 50 | 28 | 7,083 | 20 | | | |
| | | 3 | Sometimes | 55 | 30 | 10,638 | 30 | | | |
| | | 4 | Often | 32 | 18 | 7,280 | 20 | | | |
| | | 5 | Very often | 11 | 6 | 4,567 | 12 | | | |
| Total | | | | 182 | 100 | 35,881 | 100 | | | |

First-Year Students

| Item wording or description | Variable name | Values ^c | Response options | Frequency Distributions ^a | | | | Statistical Comparisons ^b | | |
|--|---------------|---------------------|------------------|--------------------------------------|-----|-------------------|-----|--------------------------------------|-------------------|--------------------------|
| | | | | Truman | | Academic Advising | | Truman | Academic Advising | |
| | | | | Count | % | Count | % | Mean | Mean | Effect size ^d |
| d. Participation in co-curricular activities (organizations or clubs, performing arts, sports, etc.) | AAD04d | 1 | Never | 27 | 15 | 4,923 | 14 | 2.8 | 2.9 | -.08 |
| | | 2 | Rarely | 44 | 24 | 7,171 | 20 | | | |
| | | 3 | Sometimes | 55 | 31 | 10,655 | 30 | | | |
| | | 4 | Often | 34 | 19 | 7,096 | 19 | | | |
| | | 5 | Very often | 18 | 10 | 4,255 | 12 | | | |
| | | — | Not applicable | 4 | 2 | 1,711 | 5 | | | |
| Total | | | | 182 | 100 | 35,811 | 100 | | | |
| e. Resources for your well-being (health, counseling, financial guidance, etc.) | AAD04e | 1 | Never | 31 | 16 | 3,682 | 11 | 2.9 | 3.1 ** | -.20 |
| | | 2 | Rarely | 36 | 20 | 6,258 | 18 | | | |
| | | 3 | Sometimes | 59 | 32 | 11,403 | 32 | | | |
| | | 4 | Often | 36 | 20 | 8,238 | 22 | | | |
| | | 5 | Very often | 17 | 9 | 4,880 | 13 | | | |
| | | — | Not applicable | 3 | 2 | 1,400 | 4 | | | |
| Total | | | | 182 | 100 | 35,861 | 100 | | | |
| 5. How much have each of the following helped you develop your academic goals and future plans? | | | | | | | | | | |
| a. Academic advisor, faculty, or staff assigned to advise you | AAD05a | 1 | Very little | 39 | 21 | 5,077 | 14 | 2.3 | 2.6 *** | -0.34 |
| | | 2 | Some | 72 | 40 | 10,616 | 30 | | | |
| | | 3 | Quite a bit | 48 | 26 | 11,713 | 33 | | | |
| | | 4 | Very much | 19 | 11 | 7,189 | 20 | | | |
| | | — | Not applicable | 4 | 2 | 1,095 | 3 | | | |
| | | Total | | | | 182 | 100 | | | |
| b. Academic advisor(s) available to any student | AAD05b | 1 | Very little | 52 | 28 | 7,516 | 21 | 1.9 | 2.3 *** | -0.37 |
| | | 2 | Some | 50 | 28 | 9,130 | 26 | | | |
| | | 3 | Quite a bit | 28 | 15 | 7,640 | 21 | | | |
| | | 4 | Very much | 6 | 3 | 4,311 | 12 | | | |
| | | — | Not applicable | 46 | 25 | 7,049 | 20 | | | |
| | | Total | | | | 182 | 100 | | | |
| c. Faculty or instructor(s) <i>not</i> assigned to advise you | AAD05c | 1 | Very little | 44 | 24 | 9,015 | 25 | 2.1 | 2.1 | .03 |
| | | 2 | Some | 47 | 27 | 8,811 | 25 | | | |
| | | 3 | Quite a bit | 36 | 20 | 5,889 | 16 | | | |
| | | 4 | Very much | 14 | 7 | 3,139 | 9 | | | |
| | | — | Not applicable | 40 | 22 | 8,754 | 25 | | | |
| | | Total | | | | 181 | 100 | | | |
| d. Online advising system (degree progress report, etc.) | AAD05d | 1 | Very little | 47 | 25 | 8,308 | 23 | 2.2 | 2.2 | -.07 |
| | | 2 | Some | 48 | 26 | 8,725 | 25 | | | |
| | | 3 | Quite a bit | 46 | 25 | 6,700 | 19 | | | |
| | | 4 | Very much | 13 | 7 | 3,942 | 11 | | | |
| | | — | Not applicable | 28 | 16 | 7,931 | 22 | | | |
| | | Total | | | | 182 | 100 | | | |
| e. Website, catalog, or other published sources | AAD05e | 1 | Very little | 36 | 20 | 7,961 | 22 | 2.3 | 2.2 | .07 |
| | | 2 | Some | 58 | 32 | 10,159 | 29 | | | |
| | | 3 | Quite a bit | 47 | 26 | 7,246 | 21 | | | |
| | | 4 | Very much | 20 | 11 | 3,753 | 11 | | | |
| | | — | Not applicable | 20 | 11 | 6,456 | 18 | | | |
| | | Total | | | | 181 | 100 | | | |

*p<.05, **p<.01, ***p<.001 (2-tailed); Refer to the endnotes page for the key to triangle symbols.

First-Year Students

| Item wording or description | Variable name | Values ^c | Response options | Frequency Distributions ^a | | | | Statistical Comparisons ^b | | |
|---|---------------|---------------------|------------------|--------------------------------------|-----|-------------------|-----|--------------------------------------|-------------------|--------------------------|
| | | | | Truman | | Academic Advising | | Truman | Academic Advising | Effect size ^d |
| | | | | Count | % | Count | % | Mean | Mean | |
| f. Student services staff (career services, academic support, Trio, etc.) | AAD05f | 1 | Very little | 75 | 41 | 9,800 | 27 | 1.7 | 2.0 *** | -0.36 ▼ |
| | | 2 | Some | 33 | 19 | 8,314 | 23 | | | |
| | | 3 | Quite a bit | 15 | 9 | 5,002 | 14 | | | |
| | | 4 | Very much | 8 | 4 | 2,886 | 8 | | | |
| | | — | Not applicable | 51 | 27 | 9,552 | 27 | | | |
| | | Total | | 182 | 100 | 35,554 | 100 | | | |
| g. Success or academic coach | AAD05g | 1 | Very little | 55 | 30 | 9,170 | 26 | 1.7 | 2.0 *** | -0.33 ▼ |
| | | 2 | Some | 29 | 16 | 6,520 | 18 | | | |
| | | 3 | Quite a bit | 14 | 8 | 4,444 | 12 | | | |
| | | 4 | Very much | 4 | 2 | 2,915 | 8 | | | |
| | | — | Not applicable | 80 | 43 | 12,520 | 36 | | | |
| | | Total | | 182 | 100 | 35,569 | 100 | | | |
| h. Peer advisor or mentor | AAD05h | 1 | Very little | 46 | 25 | 8,567 | 24 | 1.9 | 2.1 * | -0.19 |
| | | 2 | Some | 41 | 22 | 7,900 | 22 | | | |
| | | 3 | Quite a bit | 23 | 13 | 5,611 | 16 | | | |
| | | 4 | Very much | 7 | 4 | 3,314 | 9 | | | |
| | | — | Not applicable | 66 | 36 | 10,175 | 29 | | | |
| | | Total | | 183 | 100 | 35,567 | 100 | | | |
| i. Friends or other students | AAD05i | 1 | Very little | 14 | 7 | 3,583 | 11 | 2.8 | 2.7 | .10 |
| | | 2 | Some | 57 | 31 | 10,361 | 29 | | | |
| | | 3 | Quite a bit | 60 | 33 | 11,952 | 33 | | | |
| | | 4 | Very much | 48 | 26 | 7,873 | 22 | | | |
| | | — | Not applicable | 5 | 3 | 1,846 | 6 | | | |
| | | Total | | 184 | 100 | 35,615 | 100 | | | |
| j. Family members | AAD05j | 1 | Very little | 21 | 11 | 3,419 | 10 | 2.7 | 2.8 *** | -0.20 |
| | | 2 | Some | 53 | 28 | 8,658 | 25 | | | |
| | | 3 | Quite a bit | 70 | 40 | 11,244 | 31 | | | |
| | | 4 | Very much | 33 | 17 | 10,874 | 30 | | | |
| | | — | Not applicable | 5 | 3 | 1,321 | 4 | | | |
| | | Total | | 182 | 100 | 35,516 | 100 | | | |
| k. Other, please specify: | AAD05k | 1 | Very little | 0 | 0 | 26 | 3 | | | |
| | | 2 | Some | 0 | 0 | 54 | 6 | | | |
| | | 3 | Quite a bit | 0 | 0 | 88 | 8 | | | |
| | | 4 | Very much | 2 | 1 | 177 | 17 | | | |
| | | — | Not applicable | 1 | 33 | 721 | 67 | | | |
| | | Total | | 3 | 100 | 1,066 | 100 | | | |

6. Regarding academic advising, who has been the most helpful and in what way?

This final question asked students to respond in an open text box. Comments were recorded for 102 first-year students and 127 seniors. Responses are provided in your NSSE22 Student Comments Report and in a separate SPSS data file.

These open-ended responses appear exactly as respondents entered them and may not be suitable for distribution without prior review.

Seniors

| Item wording or description | Variable name | Values ^c | Response options | Frequency Distributions ^a | | | | Statistical Comparisons ^b | | |
|---|---------------|---------------------|------------------|--------------------------------------|-----|-------------------|-----|--------------------------------------|-------------------|--------------------------|
| | | | | Truman | | Academic Advising | | Truman | Academic Advising | Effect size ^d |
| | | | | Count | % | Count | % | Mean | Mean | |
| 1. During the current school year, how many times have you discussed your academic interests, course selections, or academic performance with the following individuals? | | | | | | | | | | |
| a. Academic advisor, faculty, or staff assigned to advise you | AAD01a | 0 | 0 | 23 | 10 | 4,295 | 10 | 2.2 | 2.3 | -.06 |
| | | 1 | 1 | 54 | 23 | 9,164 | 20 | | | |
| | | 2 | 2 | 50 | 22 | 11,025 | 24 | | | |
| | | 3 | 3 | 52 | 23 | 8,307 | 18 | | | |
| | | 4 | 4 or more | 51 | 22 | 12,782 | 26 | | | |
| | | — | Not applicable | 1 | 0 | 692 | 2 | | | |
| | | Total | | 231 | 100 | 46,265 | 100 | | | |
| b. Academic advisor(s) available to any student | AAD01b | 0 | 0 | 143 | 62 | 15,823 | 35 | 0.7 | 1.5 *** | -0.51 |
| | | 1 | 1 | 32 | 14 | 8,345 | 18 | | | |
| | | 2 | 2 | 27 | 12 | 7,123 | 15 | | | |
| | | 3 | 3 | 10 | 4 | 5,216 | 11 | | | |
| | | 4 | 4 or more | 12 | 5 | 6,975 | 14 | | | |
| | | — | Not applicable | 7 | 3 | 2,558 | 6 | | | |
| | | Total | | 231 | 100 | 46,040 | 100 | | | |
| c. Faculty or instructor(s) <i>not</i> assigned to advise you | AAD01c | 0 | 0 | 67 | 29 | 17,685 | 40 | 1.6 | 1.4 * | .16 |
| | | 1 | 1 | 45 | 19 | 7,244 | 16 | | | |
| | | 2 | 2 | 55 | 24 | 7,104 | 15 | | | |
| | | 3 | 3 | 26 | 11 | 4,865 | 10 | | | |
| | | 4 | 4 or more | 32 | 14 | 6,077 | 13 | | | |
| | | — | Not applicable | 7 | 3 | 3,066 | 7 | | | |
| | | Total | | 232 | 100 | 46,041 | 100 | | | |
| d. Student services staff (career services, academic support, Trio, etc.) | AAD01d | 0 | 0 | 148 | 64 | 25,082 | 55 | 0.6 | 0.9 *** | -.21 |
| | | 1 | 1 | 32 | 13 | 6,560 | 14 | | | |
| | | 2 | 2 | 23 | 10 | 4,906 | 10 | | | |
| | | 3 | 3 | 12 | 5 | 3,110 | 7 | | | |
| | | 4 | 4 or more | 5 | 2 | 3,128 | 6 | | | |
| | | — | Not applicable | 11 | 5 | 3,267 | 7 | | | |
| | | Total | | 231 | 100 | 46,053 | 100 | | | |
| e. Success or academic coach | AAD01e | 0 | 0 | 186 | 80 | 30,656 | 67 | 0.3 | 0.6 *** | -.29 |
| | | 1 | 1 | 14 | 6 | 3,632 | 8 | | | |
| | | 2 | 2 | 9 | 4 | 2,878 | 6 | | | |
| | | 3 | 3 | 5 | 2 | 2,300 | 5 | | | |
| | | 4 | 4 or more | 2 | 1 | 2,488 | 5 | | | |
| | | — | Not applicable | 15 | 6 | 4,131 | 9 | | | |
| | | Total | | 231 | 100 | 46,085 | 100 | | | |
| f. Peer advisor or mentor | AAD01f | 0 | 0 | 149 | 65 | 27,365 | 60 | 0.7 | 0.8 | -.08 |
| | | 1 | 1 | 20 | 9 | 4,178 | 9 | | | |
| | | 2 | 2 | 19 | 9 | 3,668 | 8 | | | |
| | | 3 | 3 | 9 | 4 | 2,817 | 6 | | | |
| | | 4 | 4 or more | 18 | 8 | 3,896 | 8 | | | |
| | | — | Not applicable | 15 | 6 | 4,175 | 9 | | | |
| | | Total | | 230 | 100 | 46,099 | 100 | | | |

Seniors

| Item wording or description | Variable name | Values ^c | Response options | Frequency Distributions ^a | | | | Statistical Comparisons ^b | | |
|--|---------------|---------------------|------------------|--------------------------------------|-----|-------------------|-----|--------------------------------------|-------------------|--------------------------|
| | | | | Truman | | Academic Advising | | Truman | Academic Advising | |
| | | | | Count | % | Count | % | Mean | Mean | Effect size ^d |
| g. Other, please specify: | AAD01g | 0 | 0 | 5 | 35 | 1,286 | 33 | | | |
| | | 1 | 1 | 0 | 0 | 146 | 4 | | | |
| | | 2 | 2 | 0 | 0 | 161 | 4 | | | |
| | | 3 | 3 | 1 | 6 | 179 | 5 | | | |
| | | 4 | 4 or more | 5 | 32 | 828 | 22 | | | |
| | | — | Not applicable | 4 | 26 | 1,134 | 31 | | | |
| | | Total | | 15 | 100 | 3,734 | 100 | | | |
| 2. [If answered "0" to 1a., 1b., and 1c.] Do you know how to contact (in person, email, phone, or online) an advisor at your institution?^j | | | | | | | | | | |
| | AAD02 | No | | 0 | 0 | 162 | 7 | | | |
| | | Yes | | 9 | 83 | 1,900 | 86 | | | |
| | | Unsure | | 2 | 17 | 133 | 6 | | | |
| | | Total | | 11 | 100 | 2,195 | 100 | | | |
| 3. Thinking about academic advising, how much have people and resources at your institution done the following? | | | | | | | | | | |
| a. Been available when needed | AAD03a | 1 | Very little | 15 | 6 | 3,725 | 9 | 2.9 | 2.8 | .05 |
| | | 2 | Some | 48 | 21 | 11,660 | 26 | | | |
| | | 3 | Quite a bit | 113 | 49 | 17,016 | 36 | | | |
| | | 4 | Very much | 53 | 22 | 12,506 | 27 | | | |
| | | — | Not applicable | 2 | 1 | 1,061 | 2 | | | |
| | | Total | | 231 | 100 | 45,968 | 100 | | | |
| b. Provided prompt and accurate information | AAD03b | 1 | Very little | 20 | 9 | 3,795 | 9 | 2.8 | 2.8 | -.09 |
| | | 2 | Some | 59 | 26 | 11,557 | 25 | | | |
| | | 3 | Quite a bit | 103 | 45 | 17,029 | 37 | | | |
| | | 4 | Very much | 45 | 19 | 12,317 | 27 | | | |
| | | — | Not applicable | 2 | 1 | 991 | 2 | | | |
| | | Total | | 229 | 100 | 45,689 | 100 | | | |
| c. Provided information about learning support services (tutoring, writing center, success skills, etc.) | AAD03c | 1 | Very little | 24 | 10 | 5,084 | 12 | 2.6 | 2.7 | -.07 |
| | | 2 | Some | 69 | 31 | 12,183 | 27 | | | |
| | | 3 | Quite a bit | 89 | 39 | 14,686 | 31 | | | |
| | | 4 | Very much | 39 | 16 | 10,911 | 23 | | | |
| | | — | Not applicable | 9 | 4 | 2,976 | 7 | | | |
| | | Total | | 230 | 100 | 45,840 | 100 | | | |
| d. Notified you of important policies and deadlines | AAD03d | 1 | Very little | 23 | 10 | 4,927 | 11 | 2.7 | 2.8 | -.11 |
| | | 2 | Some | 65 | 28 | 10,990 | 24 | | | |
| | | 3 | Quite a bit | 92 | 40 | 15,947 | 34 | | | |
| | | 4 | Very much | 46 | 20 | 12,537 | 27 | | | |
| | | — | Not applicable | 4 | 2 | 1,404 | 3 | | | |
| | | Total | | 230 | 100 | 45,805 | 100 | | | |
| e. Reached out to you about your academic progress or performance | AAD03e | 1 | Very little | 73 | 32 | 12,569 | 29 | 2.2 | 2.3 | -.12 |
| | | 2 | Some | 66 | 29 | 11,764 | 25 | | | |
| | | 3 | Quite a bit | 43 | 19 | 9,962 | 21 | | | |
| | | 4 | Very much | 33 | 14 | 8,348 | 18 | | | |
| | | — | Not applicable | 15 | 7 | 3,180 | 7 | | | |
| | | Total | | 230 | 100 | 45,823 | 100 | | | |
| f. Followed up with you regarding something they recommended | AAD03f | 1 | Very little | 66 | 29 | 11,078 | 25 | 2.3 | 2.4 | -.09 |
| | | 2 | Some | 57 | 25 | 11,390 | 25 | | | |
| | | 3 | Quite a bit | 52 | 23 | 10,403 | 22 | | | |
| | | 4 | Very much | 35 | 15 | 8,268 | 18 | | | |
| | | — | Not applicable | 20 | 9 | 4,610 | 10 | | | |
| | | Total | | 230 | 100 | 45,749 | 100 | | | |

*p<.05, **p<.01, ***p<.001 (2-tailed); Refer to the endnotes page for the key to triangle symbols.

Seniors

| Item wording or description | Variable name | Values ^c | Response options | Frequency Distributions ^a | | | | Statistical Comparisons ^b | | |
|---|---------------|---------------------|------------------|--------------------------------------|--------|-------------------|----|--------------------------------------|-------------------|--------------------------|
| | | | | Truman | | Academic Advising | | Truman | Academic Advising | Effect size ^d |
| | | | | Count | % | Count | % | Mean | Mean | |
| g. Asked questions about your educational background and needs | AAD03g | 1 | Very little | 78 | 34 | 13,467 | 30 | 2.1 | 2.2 | -.11 |
| | | 2 | Some | 73 | 32 | 11,506 | 25 | | | |
| | | 3 | Quite a bit | 35 | 15 | 9,399 | 20 | | | |
| | | 4 | Very much | 35 | 15 | 7,499 | 16 | | | |
| | | — | Not applicable | 9 | 4 | 3,893 | 9 | | | |
| | | Total | 230 | 100 | 45,764 | 100 | | | | |
| h. Actively listened to your concerns | AAD03h | 1 | Very little | 22 | 10 | 5,893 | 13 | 2.8 | 2.7 | .05 |
| | | 2 | Some | 61 | 26 | 11,567 | 25 | | | |
| | | 3 | Quite a bit | 80 | 35 | 13,374 | 29 | | | |
| | | 4 | Very much | 56 | 24 | 11,903 | 26 | | | |
| | | — | Not applicable | 11 | 5 | 3,009 | 7 | | | |
| | | Total | 230 | 100 | 45,746 | 100 | | | | |
| i. Respected your identity and culture | AAD03i | 1 | Very little | 8 | 4 | 2,160 | 5 | 3.2 | 3.2 | .03 |
| | | 2 | Some | 27 | 12 | 6,549 | 14 | | | |
| | | 3 | Quite a bit | 88 | 39 | 13,467 | 29 | | | |
| | | 4 | Very much | 84 | 36 | 17,067 | 37 | | | |
| | | — | Not applicable | 23 | 10 | 6,490 | 15 | | | |
| | | Total | 230 | 100 | 45,733 | 100 | | | | |
| j. Cared about your overall well-being | AAD03j | 1 | Very little | 16 | 7 | 4,753 | 11 | 3.0 | 2.8 * | .14 |
| | | 2 | Some | 48 | 21 | 10,360 | 23 | | | |
| | | 3 | Quite a bit | 83 | 36 | 13,148 | 28 | | | |
| | | 4 | Very much | 76 | 33 | 14,284 | 30 | | | |
| | | — | Not applicable | 7 | 3 | 3,231 | 8 | | | |
| | | Total | 230 | 100 | 45,776 | 100 | | | | |
| 4. Thinking about academic advising, about how often did someone at your institution discuss the following with you? | | | | | | | | | | |
| a. Your academic goals and future plans | AAD04a | 1 | Never | 11 | 5 | 3,037 | 7 | 3.5 | 3.4 | .10 |
| | | 2 | Rarely | 24 | 10 | 6,560 | 15 | | | |
| | | 3 | Sometimes | 80 | 35 | 12,983 | 29 | | | |
| | | 4 | Often | 61 | 27 | 11,697 | 25 | | | |
| | | 5 | Very often | 51 | 22 | 10,147 | 21 | | | |
| | | — | Not applicable | 1 | 0 | 1,160 | 3 | | | |
| Total | 228 | 100 | 45,584 | 100 | | | | | | |
| b. How your major or expected major relates to your goals and future plans | AAD04b | 1 | Never | 12 | 5 | 3,797 | 9 | 3.6 | 3.4 * | .14 |
| | | 2 | Rarely | 28 | 12 | 6,163 | 14 | | | |
| | | 3 | Sometimes | 62 | 28 | 11,585 | 26 | | | |
| | | 4 | Often | 65 | 28 | 11,729 | 25 | | | |
| | | 5 | Very often | 59 | 25 | 10,937 | 23 | | | |
| | | — | Not applicable | 2 | 1 | 1,324 | 3 | | | |
| Total | 228 | 100 | 45,535 | 100 | | | | | | |
| c. Special opportunities (study abroad, internship, service-learning, research, etc.) | AAD04c | 1 | Never | 24 | 11 | 7,252 | 16 | 2.9 | 3.0 | -.04 |
| | | 2 | Rarely | 59 | 26 | 8,012 | 18 | | | |
| | | 3 | Sometimes | 67 | 30 | 11,577 | 26 | | | |
| | | 4 | Often | 45 | 20 | 8,380 | 18 | | | |
| | | 5 | Very often | 22 | 9 | 6,838 | 14 | | | |
| | | — | Not applicable | 10 | 5 | 3,466 | 8 | | | |
| Total | 227 | 100 | 45,525 | 100 | | | | | | |

Seniors

| Item wording or description | Variable name | Values ^c | Response options | Frequency Distributions ^a | | | | Statistical Comparisons ^b | | |
|--|---------------|---------------------|------------------|--------------------------------------|-----|-------------------|-----|--------------------------------------|-------------------|--------------------------|
| | | | | Truman | | Academic Advising | | Truman | Academic Advising | Effect size ^d |
| | | | | Count | % | Count | % | Mean | Mean | |
| d. Participation in co-curricular activities (organizations or clubs, performing arts, sports, etc.) | AAD04d | 1 | Never | 34 | 15 | 9,366 | 21 | 2.9 | 2.7 * | .13 |
| | | 2 | Rarely | 50 | 22 | 8,937 | 20 | | | |
| | | 3 | Sometimes | 68 | 30 | 10,401 | 23 | | | |
| | | 4 | Often | 38 | 17 | 6,820 | 15 | | | |
| | | 5 | Very often | 29 | 12 | 5,494 | 12 | | | |
| | | — | Not applicable | 8 | 4 | 4,432 | 10 | | | |
| Total | | | | 227 | 100 | 45,450 | 100 | | | |
| e. Resources for your well-being (health, counseling, financial guidance, etc.) | AAD04e | 1 | Never | 39 | 18 | 7,605 | 17 | 2.7 | 2.9 * | -.14 |
| | | 2 | Rarely | 66 | 29 | 8,797 | 19 | | | |
| | | 3 | Sometimes | 62 | 27 | 12,447 | 27 | | | |
| | | 4 | Often | 33 | 15 | 7,548 | 16 | | | |
| | | 5 | Very often | 21 | 9 | 5,869 | 12 | | | |
| | | — | Not applicable | 6 | 3 | 3,231 | 7 | | | |
| Total | | | | 227 | 100 | 45,497 | 100 | | | |
| 5. How much have each of the following helped you develop your academic goals and future plans? | | | | | | | | | | |
| a. Academic advisor, faculty, or staff assigned to advise you | AAD05a | 1 | Very little | 48 | 21 | 8,338 | 19 | 2.5 | 2.6 | -.03 |
| | | 2 | Some | 56 | 25 | 12,009 | 27 | | | |
| | | 3 | Quite a bit | 70 | 31 | 12,600 | 27 | | | |
| | | 4 | Very much | 49 | 21 | 10,784 | 23 | | | |
| | | — | Not applicable | 3 | 1 | 1,586 | 4 | | | |
| | | Total | | | | 226 | 100 | | | |
| b. Academic advisor(s) available to any student | AAD05b | 1 | Very little | 89 | 39 | 10,962 | 25 | 1.8 | 2.2 *** | -0.39 |
| | | 2 | Some | 37 | 16 | 10,538 | 23 | | | |
| | | 3 | Quite a bit | 28 | 12 | 8,143 | 17 | | | |
| | | 4 | Very much | 17 | 7 | 6,361 | 14 | | | |
| | | — | Not applicable | 56 | 25 | 9,263 | 21 | | | |
| | | Total | | | | 227 | 100 | | | |
| c. Faculty or instructor(s) <i>not</i> assigned to advise you | AAD05c | 1 | Very little | 51 | 22 | 10,212 | 23 | 2.3 | 2.3 | -.02 |
| | | 2 | Some | 63 | 28 | 10,404 | 22 | | | |
| | | 3 | Quite a bit | 51 | 22 | 8,307 | 18 | | | |
| | | 4 | Very much | 26 | 11 | 6,489 | 14 | | | |
| | | — | Not applicable | 36 | 16 | 9,842 | 22 | | | |
| | | Total | | | | 227 | 100 | | | |
| d. Online advising system (degree progress report, etc.) | AAD05d | 1 | Very little | 61 | 28 | 9,982 | 22 | 2.2 | 2.4 ** | -.21 |
| | | 2 | Some | 42 | 19 | 9,888 | 22 | | | |
| | | 3 | Quite a bit | 50 | 22 | 9,377 | 21 | | | |
| | | 4 | Very much | 26 | 11 | 8,230 | 19 | | | |
| | | — | Not applicable | 48 | 21 | 7,754 | 16 | | | |
| | | Total | | | | 227 | 100 | | | |
| e. Website, catalog, or other published sources | AAD05e | 1 | Very little | 51 | 23 | 10,342 | 23 | 2.2 | 2.3 | -.08 |
| | | 2 | Some | 65 | 29 | 11,670 | 26 | | | |
| | | 3 | Quite a bit | 47 | 20 | 9,154 | 21 | | | |
| | | 4 | Very much | 27 | 11 | 6,476 | 15 | | | |
| | | — | Not applicable | 37 | 16 | 7,560 | 16 | | | |
| | | Total | | | | 227 | 100 | | | |

*p<.05, **p<.01, ***p<.001 (2-tailed); Refer to the endnotes page for the key to triangle symbols.

Seniors

| Item wording or description | Variable name | Values ^c | Response options | Frequency Distributions ^a | | | | Statistical Comparisons ^b | | |
|---|---------------|---------------------|------------------|--------------------------------------|-----|-------------------|-----|--------------------------------------|-------------------|--------------------------|
| | | | | Truman | | Academic Advising | | Truman | Academic Advising | Effect size ^d |
| | | | | Count | % | Count | % | Mean | Mean | |
| f. Student services staff (career services, academic support, Trio, etc.) | AAD05f | 1 | Very little | 95 | 42 | 14,174 | 32 | 1.6 | 2.0 *** | -0.32 |
| | | 2 | Some | 39 | 17 | 9,346 | 20 | | | |
| | | 3 | Quite a bit | 20 | 9 | 5,382 | 12 | | | |
| | | 4 | Very much | 8 | 3 | 4,191 | 9 | | | |
| | | — | Not applicable | 65 | 29 | 12,102 | 27 | | | |
| | | | Total | 227 | 100 | 45,195 | 100 | | | |
| g. Success or academic coach | AAD05g | 1 | Very little | 82 | 36 | 13,001 | 29 | 1.5 | 1.9 *** | -0.34 |
| | | 2 | Some | 19 | 8 | 6,156 | 13 | | | |
| | | 3 | Quite a bit | 14 | 6 | 4,049 | 9 | | | |
| | | 4 | Very much | 6 | 3 | 3,470 | 7 | | | |
| | | — | Not applicable | 106 | 46 | 18,468 | 41 | | | |
| | | | Total | 227 | 100 | 45,144 | 100 | | | |
| h. Peer advisor or mentor | AAD05h | 1 | Very little | 71 | 32 | 11,813 | 27 | 1.8 | 2.0 * | -0.18 |
| | | 2 | Some | 30 | 13 | 6,839 | 15 | | | |
| | | 3 | Quite a bit | 25 | 11 | 4,911 | 11 | | | |
| | | 4 | Very much | 12 | 5 | 4,023 | 9 | | | |
| | | — | Not applicable | 89 | 39 | 17,593 | 39 | | | |
| | | | Total | 227 | 100 | 45,179 | 100 | | | |
| i. Friends or other students | AAD05i | 1 | Very little | 11 | 5 | 5,091 | 12 | 3.0 | 2.7 *** | .22 |
| | | 2 | Some | 52 | 24 | 11,529 | 26 | | | |
| | | 3 | Quite a bit | 93 | 41 | 13,379 | 29 | | | |
| | | 4 | Very much | 67 | 29 | 11,284 | 25 | | | |
| | | — | Not applicable | 4 | 2 | 3,934 | 9 | | | |
| | | | Total | 227 | 100 | 45,217 | 100 | | | |
| j. Family members | AAD05j | 1 | Very little | 31 | 13 | 5,956 | 14 | 2.8 | 2.8 | .01 |
| | | 2 | Some | 50 | 23 | 10,407 | 23 | | | |
| | | 3 | Quite a bit | 78 | 34 | 12,230 | 27 | | | |
| | | 4 | Very much | 63 | 27 | 13,468 | 29 | | | |
| | | — | Not applicable | 5 | 2 | 3,038 | 7 | | | |
| | | | Total | 227 | 100 | 45,099 | 100 | | | |
| k. Other, please specify: | AAD05k | 1 | Very little | 0 | 0 | 43 | 3 | | | |
| | | 2 | Some | 0 | 0 | 72 | 4 | | | |
| | | 3 | Quite a bit | 2 | 34 | 111 | 8 | | | |
| | | 4 | Very much | 2 | 31 | 335 | 24 | | | |
| | | — | Not applicable | 2 | 34 | 912 | 60 | | | |
| | | | Total | 6 | 100 | 1,473 | 100 | | | |

6. Regarding academic advising, who has been the most helpful and in what way?

This final question asked students to respond in an open text box. Comments were recorded for 102 first-year students and 127 seniors. Responses are provided in your NSSE22 Student Comments Report and in a separate SPSS data file.

These open-ended responses appear exactly as respondents entered them and may not be suitable for distribution without prior review.

First-Year Students

| Variable name | N | Mean | | Standard error ^f | | Standard deviation ^g | | DF ^h | Sig. ⁱ | Effect size ^d |
|---------------|-----|--------|-------------------|-----------------------------|-------------------|---------------------------------|-------------------|-----------------|-------------------|--------------------------|
| | | Truman | Academic Advising | Truman | Academic Advising | Truman | Academic Advising | | | |
| AAD01a | 183 | 2.32 | 2.43 | .081 | .005 | 1.10 | 1.16 | 51,140 | .213 | -.09 |
| AAD01b | 177 | 1.21 | 1.55 | .097 | .006 | 1.28 | 1.40 | 178 | .001 | -.25 |
| AAD01c | 178 | 1.44 | 1.13 | .104 | .006 | 1.39 | 1.31 | 48,473 | .002 | .24 |
| AAD01d | 177 | 0.68 | 0.93 | .083 | .006 | 1.10 | 1.27 | 177 | .002 | -.20 |
| AAD01e | 172 | 0.46 | 0.79 | .074 | .006 | 0.97 | 1.27 | 173 | .000 | -.26 |
| AAD01f | 178 | 0.89 | 1.15 | .097 | .006 | 1.29 | 1.40 | 178 | .010 | -.18 |
| AAD03a | 181 | 2.75 | 2.87 | .060 | .004 | 0.81 | 0.85 | 49,995 | .046 | -.15 |
| AAD03b | 178 | 2.64 | 2.89 | .060 | .004 | 0.80 | 0.84 | 49,843 | .000 | -.30 |
| AAD03c | 178 | 2.62 | 2.90 | .058 | .004 | 0.77 | 0.88 | 49,235 | .000 | -.32 |
| AAD03d | 181 | 2.74 | 2.84 | .066 | .004 | 0.88 | 0.91 | 49,815 | .153 | -.11 |
| AAD03e | 176 | 2.06 | 2.33 | .075 | .005 | 1.00 | 1.06 | 176 | .000 | -.26 |
| AAD03f | 167 | 1.93 | 2.40 | .073 | .005 | 0.94 | 1.03 | 167 | .000 | -.46 |
| AAD03g | 171 | 1.99 | 2.26 | .073 | .005 | 0.96 | 1.04 | 172 | .000 | -.26 |
| AAD03h | 174 | 2.54 | 2.73 | .069 | .004 | 0.92 | 0.96 | 47,240 | .011 | -.19 |
| AAD03i | 156 | 3.08 | 3.18 | .062 | .004 | 0.77 | 0.83 | 156 | .101 | -.12 |
| AAD03j | 174 | 2.78 | 2.89 | .067 | .004 | 0.88 | 0.94 | 47,835 | .123 | -.12 |
| AAD04a | 178 | 3.24 | 3.44 | .074 | .005 | 0.99 | 1.11 | 179 | .007 | -.18 |
| AAD04b | 177 | 3.30 | 3.47 | .084 | .005 | 1.12 | 1.15 | 49,272 | .048 | -.15 |
| AAD04c | 177 | 2.68 | 2.98 | .085 | .006 | 1.13 | 1.23 | 48,242 | .001 | -.24 |
| AAD04d | 178 | 2.84 | 2.93 | .089 | .006 | 1.19 | 1.22 | 47,949 | .303 | -.08 |
| AAD04e | 179 | 2.87 | 3.10 | .090 | .005 | 1.20 | 1.19 | 48,412 | .009 | -.20 |
| AAD05a | 178 | 2.27 | 2.60 | .069 | .004 | 0.92 | 0.97 | 178 | .000 | -.34 |
| AAD05b | 136 | 1.92 | 2.30 | .075 | .005 | 0.87 | 1.02 | 136 | .000 | -.37 |
| AAD05c | 140 | 2.14 | 2.11 | .081 | .005 | 0.96 | 1.00 | 37,541 | .734 | .03 |
| AAD05d | 153 | 2.17 | 2.24 | .078 | .005 | 0.96 | 1.03 | 39,276 | .379 | -.07 |
| AAD05e | 161 | 2.31 | 2.24 | .076 | .005 | 0.96 | 0.99 | 41,200 | .355 | .07 |
| AAD05f | 132 | 1.67 | 2.03 | .079 | .005 | 0.91 | 1.01 | 36,387 | .000 | -.36 |
| AAD05g | 103 | 1.70 | 2.04 | .085 | .006 | 0.87 | 1.04 | 103 | .000 | -.33 |
| AAD05h | 118 | 1.94 | 2.14 | .085 | .005 | 0.92 | 1.03 | 118 | .021 | -.19 |
| AAD05i | 179 | 2.79 | 2.69 | .069 | .004 | 0.92 | 0.95 | 47,381 | .172 | .10 |
| AAD05j | 177 | 2.65 | 2.85 | .068 | .004 | 0.91 | 0.98 | 48,067 | .010 | -.20 |




Seniors

| Variable name | N | Mean | | Standard error ^f | | Standard deviation ^g | | DF ^h | Sig. ⁱ | Effect size ^d |
|---------------|-----|--------|-------------------|-----------------------------|-------------------|---------------------------------|-------------------|-----------------|-------------------|--------------------------|
| | | Truman | Academic Advising | Truman | Academic Advising | Truman | Academic Advising | | | |
| AAD01a | 229 | 2.23 | 2.30 | .086 | .005 | 1.30 | 1.33 | 69,099 | .393 | -.06 |
| AAD01b | 223 | 0.73 | 1.48 | .078 | .006 | 1.16 | 1.47 | 225 | .000 | -.51 |
| AAD01c | 224 | 1.60 | 1.36 | .093 | .006 | 1.39 | 1.46 | 65,169 | .015 | .16 |
| AAD01d | 219 | 0.60 | 0.87 | .069 | .005 | 1.03 | 1.27 | 220 | .000 | -.21 |
| AAD01e | 215 | 0.26 | 0.60 | .050 | .005 | 0.73 | 1.17 | 218 | .000 | -.29 |
| AAD01f | 214 | 0.73 | 0.83 | .087 | .005 | 1.27 | 1.34 | 63,641 | .255 | -.08 |
| AAD03a | 228 | 2.88 | 2.83 | .055 | .004 | 0.83 | 0.93 | 229 | .376 | .05 |
| AAD03b | 227 | 2.75 | 2.84 | .058 | .004 | 0.87 | 0.93 | 67,781 | .187 | -.09 |
| AAD03c | 221 | 2.64 | 2.71 | .060 | .004 | 0.88 | 0.98 | 221 | .259 | -.07 |
| AAD03d | 225 | 2.70 | 2.81 | .060 | .004 | 0.91 | 0.98 | 67,272 | .110 | -.11 |
| AAD03e | 214 | 2.16 | 2.29 | .072 | .004 | 1.06 | 1.10 | 215 | .065 | -.12 |
| AAD03f | 209 | 2.26 | 2.35 | .074 | .004 | 1.07 | 1.09 | 62,210 | .191 | -.09 |
| AAD03g | 220 | 2.12 | 2.23 | .072 | .004 | 1.06 | 1.09 | 220 | .108 | -.11 |
| AAD03h | 218 | 2.77 | 2.71 | .064 | .004 | 0.94 | 1.02 | 219 | .388 | .05 |
| AAD03i | 207 | 3.18 | 3.15 | .057 | .004 | 0.82 | 0.90 | 207 | .586 | .03 |
| AAD03j | 222 | 2.98 | 2.84 | .062 | .004 | 0.92 | 1.01 | 223 | .024 | .14 |
| AAD04a | 226 | 3.51 | 3.39 | .073 | .005 | 1.09 | 1.20 | 227 | .094 | .10 |
| AAD04b | 225 | 3.57 | 3.39 | .077 | .005 | 1.16 | 1.26 | 226 | .023 | .14 |
| AAD04c | 216 | 2.91 | 2.96 | .078 | .005 | 1.15 | 1.31 | 217 | .527 | -.04 |
| AAD04d | 218 | 2.89 | 2.72 | .084 | .005 | 1.24 | 1.33 | 219 | .045 | .13 |
| AAD04e | 220 | 2.67 | 2.86 | .081 | .005 | 1.20 | 1.29 | 63,999 | .033 | -.14 |
| AAD05a | 222 | 2.52 | 2.56 | .071 | .004 | 1.06 | 1.06 | 66,073 | .624 | -.03 |
| AAD05b | 170 | 1.83 | 2.25 | .078 | .005 | 1.02 | 1.08 | 54,223 | .000 | -.39 |
| AAD05c | 191 | 2.26 | 2.29 | .072 | .005 | 1.00 | 1.08 | 191 | .718 | -.02 |
| AAD05d | 179 | 2.20 | 2.43 | .080 | .005 | 1.07 | 1.10 | 57,329 | .005 | -.21 |
| AAD05e | 189 | 2.25 | 2.33 | .073 | .004 | 1.00 | 1.05 | 57,421 | .297 | -.08 |
| AAD05f | 161 | 1.63 | 1.97 | .069 | .005 | 0.88 | 1.04 | 162 | .000 | -.32 |
| AAD05g | 121 | 1.53 | 1.90 | .080 | .005 | 0.88 | 1.07 | 121 | .000 | -.34 |
| AAD05h | 139 | 1.83 | 2.03 | .085 | .005 | 1.00 | 1.09 | 41,785 | .036 | -.18 |
| AAD05i | 222 | 2.95 | 2.73 | .058 | .004 | 0.86 | 1.00 | 224 | .000 | .22 |
| AAD05j | 221 | 2.77 | 2.76 | .068 | .004 | 1.01 | 1.05 | 63,549 | .841 | .01 |

Endnotes

- a. Column percentages are weighted by institution-reported sex and enrollment status (and institution size for comparison groups). Percentages may not sum to 100 due to rounding. Counts are unweighted; column percentages cannot be replicated from counts. Comparison group details are in the Selected Comparison Groups report, linked in the Data & Reports table on the Institution Interface.
- b. All statistics are weighted by institution-reported sex and enrollment status (and institution size for comparison groups). Unless otherwise noted, statistical comparisons are two-tailed independent t-tests. Items with categorical response sets are left blank.
- c. These are the values used to calculate means. For the majority of items, these values match the codes in the data file and codebook.
- d. Effect size for independent *t*-tests uses Cohen's *d*; *z*-tests use Cohen's *h*.
- e. Statistics are weighted by institution-reported sex and enrollment status (and institution size for comparison groups). Categorical items are not listed.
- f. The 95% confidence interval for the population mean is equal to the sample mean plus or minus 1.96 times the standard error of the mean.
- g. A measure of the amount individual scores deviate from the mean of all the scores in the distribution.
- h. Degrees of freedom used to compute the t-tests. Values differ from *N*s due to weighting and whether equal variances were assumed.
- i. Statistical comparisons are two-tailed independent *t*-tests or *z*-tests. Statistical significance represents the probability that the difference between your students' mean and that of the students in the comparison group is due to chance.
- j. Statistical comparison uses *z*-test to compare the proportion who responded (depending on the item) "Done or in progress" or "Yes" with all who responded otherwise.
- k. Mean represents the proportion who responded (depending on the item) "Done or in progress" or "Yes."

Key to symbols:

-  **Your students' average** was significantly higher ($p < .05$) with an effect size at least .3 in magnitude.
-  **Your students' average** was significantly higher ($p < .05$) with an effect size less than .3 in magnitude.
- Your students' average** was significantly lower ($p < .05$) with an effect size less than .3 in magnitude.
-  **Your students' average** was significantly lower ($p < .05$) with an effect size at least .3 in magnitude.

Note: It is important to interpret the direction of differences relative to item wording and your institutional context. You may not see all of these symbols in your report.