

Chapter III: COLLEGIATE LEARNING ASSESSMENT (CLA+)

Who takes it?

A sample of approximately 100 first-year students and seniors take the test. First-year students are randomly sampled. For seniors who take the CLA+, it serves as their senior test. The disciplines requiring the CLA+ in AY 2014 are Communication Disorders, Creative Writing, English, Interdisciplinary Studies, Linguistics, Philosophy and Religion (Fall 2013 only), Russian, and Theatre.

When is it administered?

First-year students take the CLA+ in the Fall, and seniors take it in the Spring each year.

What office administers it?

The Assessment and Testing Office administers the CLA+ online in coordination with The Council for Aid to Education (CAE).

Who originates the exam?

Council for Aid to Education.

When are the results typically available?

First-year results are available in the spring, and senior results in the early fall.

What type of information is sought?

The CLA+ consists of two parts. The main component is the Performance Task – “a multi-step problem that requires students to think critically while analyzing a real-world scenario and designing a viable yet creative solution.” The second component consists of selected response questions aimed at measuring quantitative and scientific reasoning, critical reading and evaluation, and the ability to recognize logical fallacies. When combined, the scores result in a measurement of critical-thinking skills. For more information, consult the CAE website at: <http://www.cae.org/>.

From whom are the results available?

The Council for Aid to Education provides an institutional report, which is included in this chapter. CAE emails individual results to students.

To whom are the results regularly distributed?

Provost/Vice President for Academic Affairs, Assessment Committee, and the campus community through this *Almanac*

Are the results available by department or discipline?

No

Are the results comparable to data from other universities?

Yes – comparisons are included in the report.

The Collegiate Learning Assessment

The Collegiate Learning Assessment (CLA+) measures critical thinking, problem solving, analytical reasoning, and writing skills through a performance-based assessment. The measure uses ACT scores as the estimate of incoming ability and gauges progress in thinking against this beginning point. The CLA+ also offers comparisons with other participating institutions.

Truman Administration and Results

As in previous years, first-year students participated in the fall during Truman Week and were given a coupon to Main Street dining for their participation. Seniors participated in the spring in lieu of a senior test in the major.

Both first-year students and seniors at Truman continue to score well on the CLA+. Tables 1 and 2 suggest that on all tasks, Truman students fall at or above the 80th percentile. Seniors performed particularly well on both the Performance Task and Selected-Response Questions, scoring better than seniors at 93% of participating colleges and universities.

Table 1: Performance for Truman First-Year students

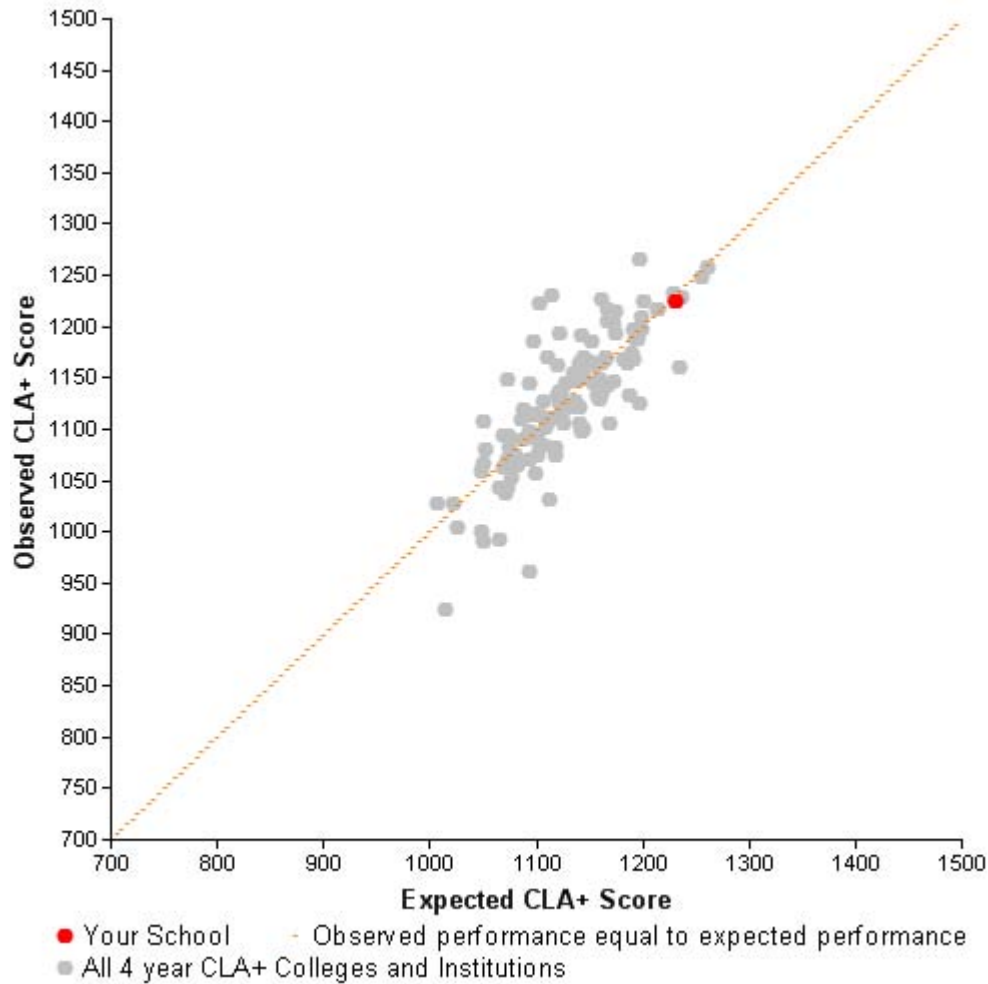
	Number of Freshmen	Mean Score	Mean Score Percentile Rank	25th Percentile Score	75th Percentile Score
Total CLA+ Score	109	1152	95	1081	1228
Performance Task	109	1130	88	1042	1211
Selected-Response Questions	109	1175	97	1075	1282
EAA	109	1180	93	1070	1280

Table 2: Unadjusted Performance for Truman Seniors

	Number of Seniors	Mean Score	Mean Score Percentile Rank	25th Percentile Score	75th Percentile Score
Number of Seniors					
Total CLA+ Score	169	1224	91	1146	1313
Performance Task	169	1220	93	1090	1314
Selected-Response Questions	169	1228	93	1149	1325
EAA	169	1247	97	1150	1340

Truman's performance on the CLA & CLA+ has remained remarkably consistent over the past five years. However, performance is slightly below what CLA+ predicts based on incoming ACT scores, as demonstrated in the charts below.

Expected vs. Observed CLA+ Score

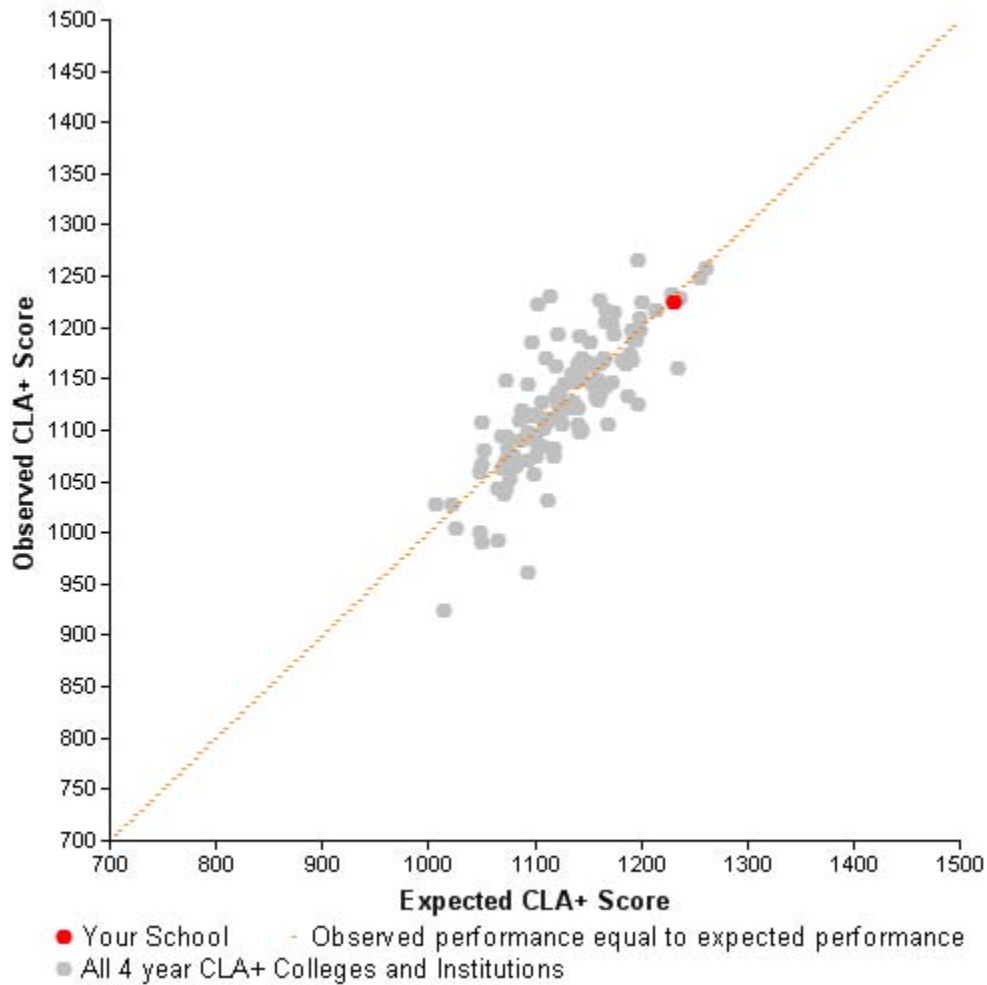


A five-year comparison of Truman's CLA & CLA+ scores with those of other institutions

For each year, the average overall CLA or CLA+ score of seniors was higher than that of first-year students. In the years 2012-2013, 2009-2010, 2008-2009, seniors had a higher percentile than first-year students. However, Truman students achieved or surpassed the expected mean senior CLA score only in 2009-2010. This information is charted in the following graphs.

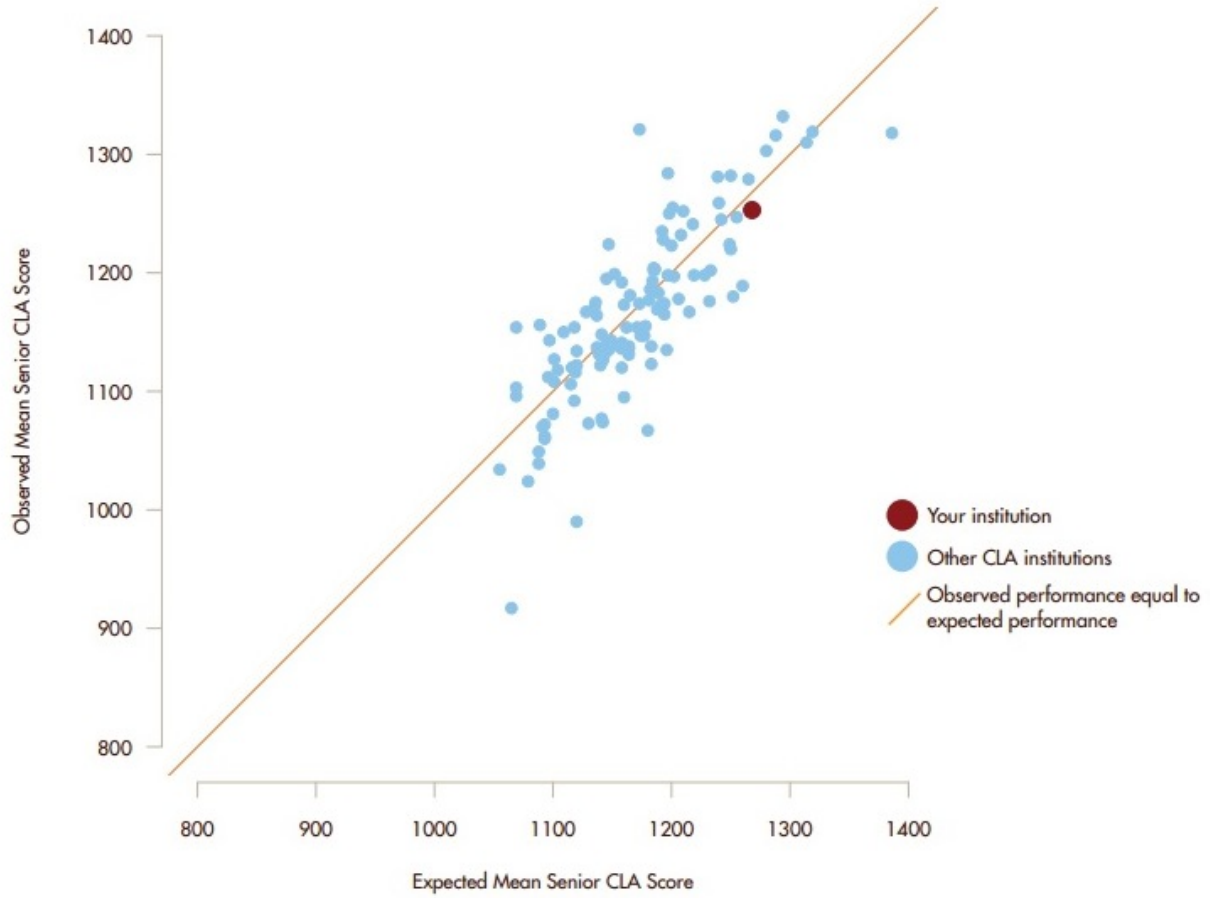
2013-2014:

Expected vs. Observed CLA+ Scores



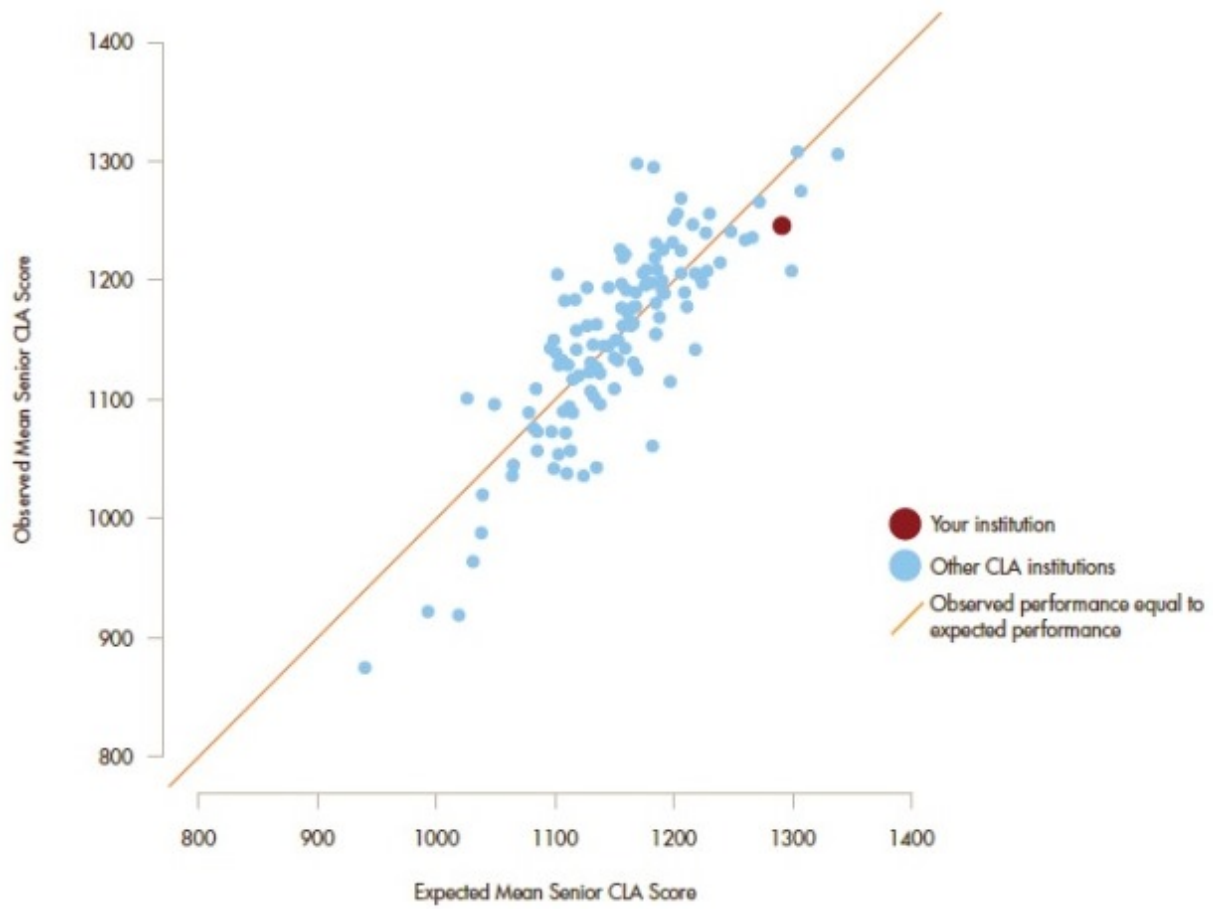
2012-2013:

3.5 Observed CLA Scores vs. Expected CLA Scores



2011-2012:

Observed CLA Scores vs. Expected CLA Scores



2009-2010:

3.5 Observed CLA Scores vs. Expected CLA Scores

