

Chapter 1: First Year Survey

Who takes it?

All new first-time, freshmen take the first-year survey.

When is it administered?

First-year students take the survey during Truman Week and the first week of the fall semester.

What office administers it?

New Student Programs administers the survey.

Who originates the assessment?

The 10 minute survey is developed annually as a cooperative venture between Student Affairs, Admission, and the Provost's Office.

When are results typically available?

Results are typically available early in the fall semester.

What type of information is sought?

The University seeks detailed demographic information on the incoming class, a better understanding of the admission process, and an understanding of student expectations. Additionally, the survey is used to identify students who might struggle at Truman during their first semester.

To whom are the results regularly distributed?

Provost, Assessment Committee, and the campus community through this *Almanac*.

Are the results available by department or discipline?

No.

Are the results comparable to data of other universities?

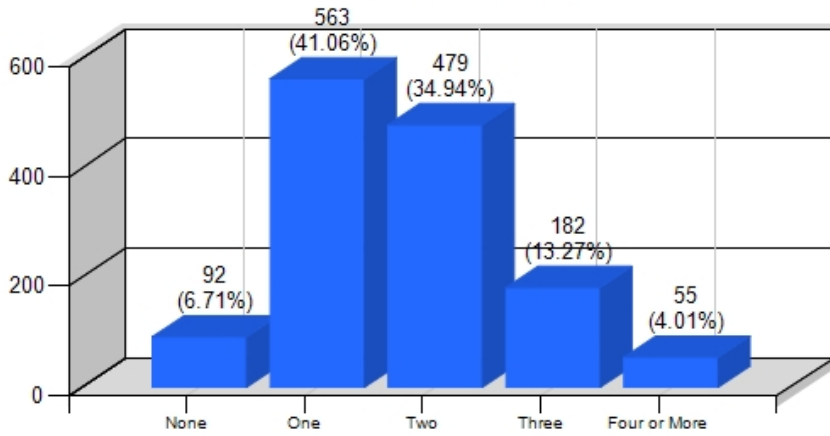
No.

Truman Administration and Results

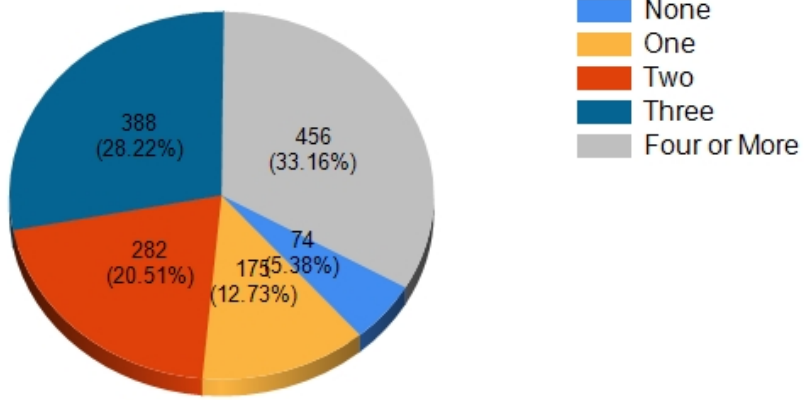
In the fall of 2010, 1380 students completed the survey. The response rate was 98%. From the survey, we learn that

- Approximately 15% of new freshmen were first-generation with neither parent having attended college.
- The majority of new freshmen identify themselves as middle class.
- Approximately 75% of new freshmen believe that summer orientation helped prepare them for Truman.
- Nearly 60% expect to graduate from Truman knowing 3 or more faculty well enough to ask them for a letter of recommendation.

**In making a college selection, how many times did you visit Truman State University?
(1371 Responses)**



**In selecting a college, how many colleges or university campuses did you visit?
(1375 Responses)**



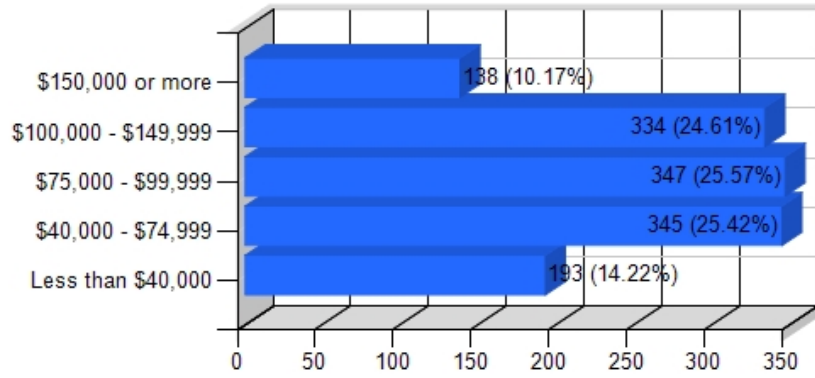
Please indicate your opinion by marking one response for each question
(1380 Responses)

	Agree Strongly	Agree Somewhat	No Opnion	Disagree Somewhat	Disagree Strongly
a) My parents played a large role in deciding where I would attend college.	149 (10.80%)	548 (39.71%)	189 (13.70%)	327 (23.70%)	166 (12.03%)
b) Visiting the campus of Truman State University was influential in my final college decision.	667 (48.33%)	489 (35.43%)	137 (9.93%)	42 (3.04%)	42 (3.04%)
c) The telephone calls I received from Truman, faculty, staff, and students were influential in my college decision.	107 (7.75%)	304 (22.03%)	541 (39.20%)	258 (18.70%)	164 (11.88%)
d) The electronic communications I received from Truman were influential in my final college decision.	105 (7.61%)	387 (28.04%)	512 (37.10%)	255 (18.48%)	115 (8.33%)
e) The liberal arts and sciences mission influenced my decision to attend Truman State University.	312 (22.61%)	500 (36.23%)	357 (25.87%)	126 (9.13%)	70 (5.07%)
f) The publications and correspondence I received from Truman State University were influential in my decision to attend	179 (12.97%)	634 (45.94%)	379 (27.46%)	125 (9.06%)	58 (4.20%)
g) Truman State University's website was influential in my decision to attend.	210 (15.22%)	557 (40.36%)	401 (29.06%)	139 (10.07%)	69 (5.00%)

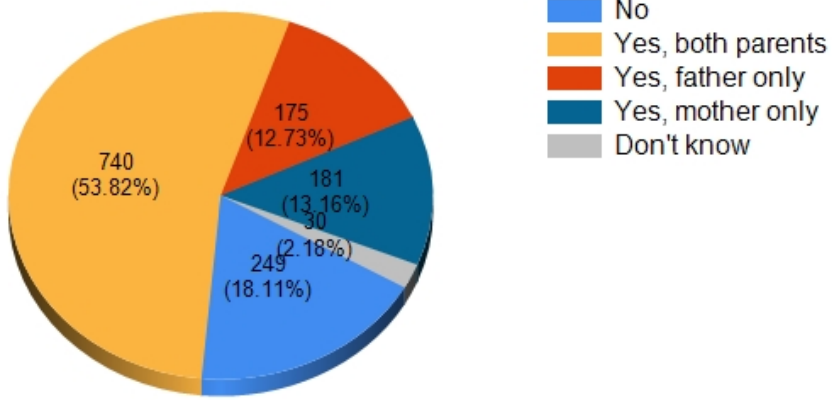
What is the highest level of formal education obtained by your
(1379 Responses)

	Less than high school graduate	High school graduate or GED	Vocational training or some college, but no degree	Associate degree	Bachelor's degree (e.g., BA, AB, BS)	Master's degree (e.g., MA, MS, MEng, MED, MSW, MBA)	Professional school degree (e.g., MD, DDS, DVM, LLB, JD)	Doctorate degree (e.g., PHD, EdD)	Don't know
Mother	15 (1.09%)	203 (14.72%)	195 (14.14%)	123 (8.92%)	496 (35.97%)	240 (17.40%)	45 (3.26%)	30 (2.18%)	29 (2.10%)
Father	24 (1.74%)	188 (13.63%)	201 (14.58%)	90 (6.53%)	437 (31.69%)	238 (17.26%)	71 (5.15%)	75 (5.44%)	48 (3.48%)

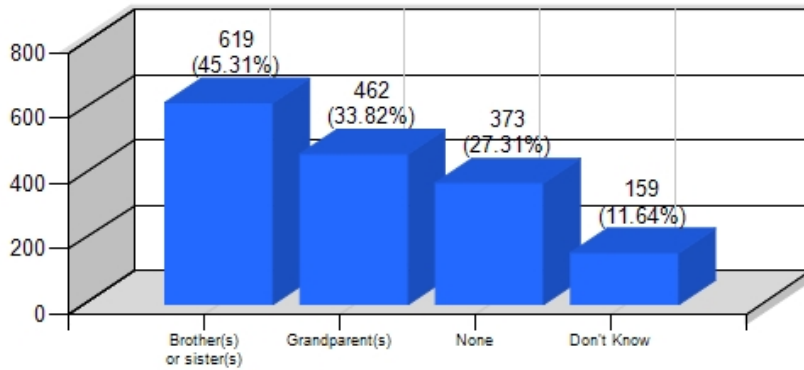
**What is your best estimate of your parent's
total income last year? Consider income
from all sources before taxes.
(1357 Responses)**



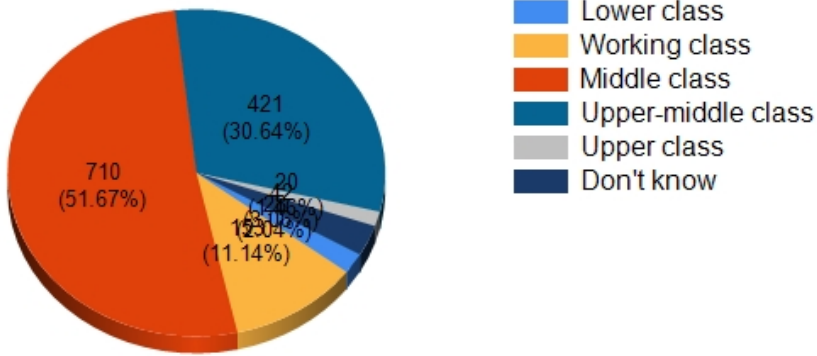
**Did either of your parents graduate from college?
(1375 Responses)**



**Which of your other immediate family members attend or have attended a 4-year college or university? Check all that apply?
(1366 Responses)**



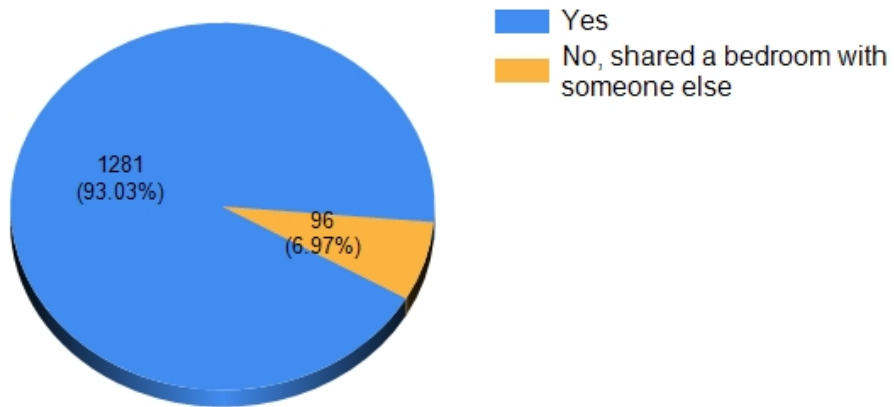
**Which of the following categories best describes your family's social class during your senior year of high school?
(1374 Responses)**



Please indicate where the following members of your biological family were born?
(1380 Responses)

	In the United States or US Territory	Somewhere outside the United States	Don't know
Your mother	1263 (91.52%)	111 (8.04%)	5 (0.36%)
Your mother's mother	1197 (86.74%)	142 (10.29%)	36 (2.61%)
Your mother's father	1187 (86.01%)	142 (10.29%)	47 (3.41%)
Your father	1253 (90.80%)	112 (8.12%)	10 (0.72%)
Your father's mother	1167 (84.57%)	151 (10.94%)	57 (4.13%)
Your father's father	1146 (83.04%)	149 (10.80%)	72 (5.22%)

**During your senior year in high school, did you have your own bedroom?
(1377 Responses)**



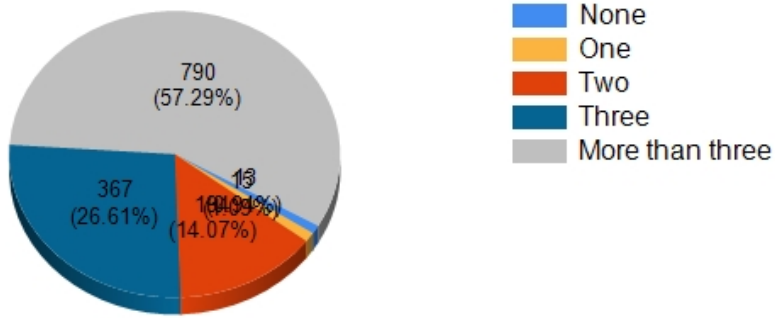
For the following statements, please indicate your opinion using the scale Agree Strongly to Disagree Strongly.
(1380 Responses)

	Agree Strongly	Agree Somewhat	No Opinion	Disagree Somewhat	Disagree Strongly
a) I have been introduced to Truman degree requirements well enough to understand why I'm enrolled in each of the classes on my fall schedule.	481 (34.86%)	635 (46.01%)	74 (5.36%)	157 (11.38%)	31 (2.25%)
b) I feel that Summer Orientation better prepared me to start Truman this fall.	390 (28.26%)	635 (46.01%)	187 (13.55%)	123 (8.91%)	43 (3.12%)

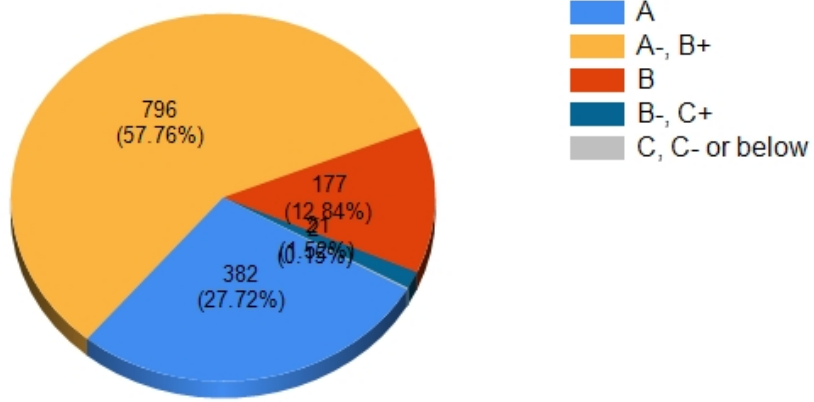
Please indicate your opinion using the scale agree strongly to disagree strongly.
(1379 Responses)

	Agree Strongly	Agree Somewhat	No Opnion	Disagree Somewhat	Disagree Strongly
a) I expect to graduate from Truman in four years (May 2014).	937 (67.95%)	318 (23.06%)	58 (4.21%)	40 (2.90%)	22 (1.60%)
b) I expect Truman will be the best four years of my life.	484 (35.10%)	567 (41.12%)	242 (17.55%)	57 (4.13%)	23 (1.67%)
c) A Truman education is about exploring and engaging ideas.	789 (57.22%)	505 (36.62%)	79 (5.73%)	2 (0.15%)	1 (0.07%)
d) A Truman education is about personal growth.	861 (62.44%)	446 (32.34%)	59 (4.28%)	2 (0.15%)	1 (0.07%)
e) My future happiness depends on the outcomes of the next four years.	470 (34.08%)	560 (40.61%)	172 (12.47%)	125 (9.06%)	43 (3.12%)

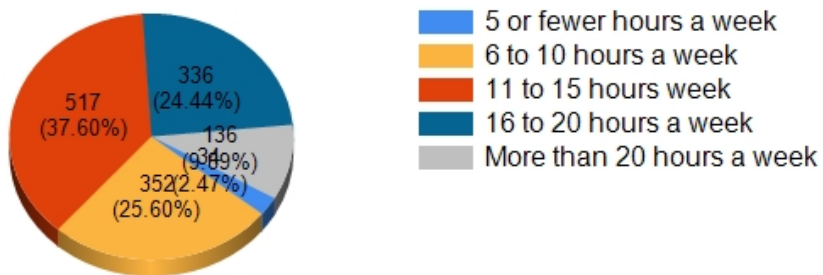
**Upon graduation from Truman, how many faculty members do you expect to know well enough that you would ask them for a letter of recommendation?
(1379 Responses)**



What do you expect most of your first semester grades at Truman to be? (1378 Responses)



**During the time Truman is in session, about how many hours a week do you expect to spend outside of class on activities related to your academic program, such as studying, writing, reading, lab work, rehearsing, etc.?
(1375 Responses)**



During the time Truman is in session, about how many hours a week do you expect to spend
(1380 Responses)

	None	1 to 2 hours	3 to 5 hours	6 to 10 hours	More than 10 hours a week
watching television, playing video games, or on Facebook or other social networking site?	45 (3.26%)	609 (44.13%)	555 (40.22%)	140 (10.14%)	29 (2.10%)
socializing with friends?	8 (0.58%)	114 (8.26%)	497 (36.01%)	503 (36.45%)	255 (18.48%)
participating in student organizations?	62 (4.49%)	339 (24.57%)	618 (44.78%)	310 (22.46%)	43 (3.12%)
volunteering to serve in the community?	274 (19.86%)	709 (51.38%)	304 (22.03%)	77 (5.58%)	6 (0.43%)
attending campus activities and events?	39 (2.83%)	448 (32.46%)	640 (46.38%)	211 (15.29%)	24 (1.74%)
working for pay off-campus?	1067 (77.32%)	75 (5.43%)	83 (6.01%)	88 (6.38%)	56 (4.06%)
working for pay on-campus?	952 (68.99%)	91 (6.59%)	150 (10.87%)	140 (10.14%)	35 (2.54%)

At the present time, your general attitude toward Truman is (1378 Responses)

