

Chapter 1: FIRST-YEAR SURVEY

Who takes it?

All first-year students who start in the fall semester.

When is it administered?

During Truman Week.

How long does it take for the faculty to complete the instrument?

15 to 25 minutes.

What office administers it?

The Provost's Office in conjunction with the Center for Academic Excellence.

Who originates this survey?

The survey is a local instrument prepared by Truman faculty and administrators.

When are results typically available?

Late fall.

What type of information is sought?

The survey provides information on the student's perception of the admission process, summer orientation, and expectations of college. It also provides some basic demographic information on first-generation status and family income.

From whom are the results available?

The Provost's Office.

To whom are the results regularly distributed?

The University community through this *Almanac*.

Are the results available by department or discipline?

No.

Are the results comparable to data of other universities?

No.

FIRST YEAR SURVEY 2011 SUMMARY OF FINDINGS

- Nearly three-quarters of first-year students visited the Truman campus at least once as part of the admission process.
- Approximately one quarter of first year students said the liberal arts mission of the University was influential in their decision to attend.
- One-half of respondents reported that Truman's academic reputation was the most important reason for attending while one-third listed the cost of attendance or financial aid as most important.
- Approximately 20% indicated that they are first generation students while 50% indicated that both of their parents had graduated from college.
- 50% identified themselves as middle class while 30% identified themselves as lower class.
- Nearly 75% reported that summer orientation better prepared them to be Truman students.
- Nearly 70% reported that their future happiness depends on the outcome of the next 4 years.
- Over 85% expect to graduate from Truman knowing three or more faculty well enough to ask for a letter of recommendation.
- Over 85% expect most of their first semester grades to be B+ or higher.
- More than a quarter expect to spend less than 10 hours a week preparing for class.

FIRST YEAR SURVEY 2012 SUMMARY OF FINDINGS

- Over 90% of first-year students visited the Truman campus at least once as part of the admission process.
- Approximately 45% of first year students said the liberal arts mission of the University was influential in their decision to attend.
- 56% reported that Truman's academic reputation was the most important reason for attending while one-third listed the cost of attendance or financial aid as most important.
- Approximately 18% indicated that they are first generation students while 53% indicated that both of their parents had graduated from college.
- 50% identified themselves as middle class while 30% identified themselves as lower class.
- Nearly 75% reported that summer orientation better prepared them to be Truman students.
- Nearly 75% reported that their future happiness depends on the outcome of the next 4 years.
- Over 80% expect to graduate from Truman knowing three or more faculty well enough to ask for a letter of recommendation.
- Over 80% expect most of their first semester grades to be B+ or higher.
- More than a quarter expect to spend less than 10 hours a week preparing for class.

Full results for 2011 then 2012 follow.



SURVEYS



STYLES



LIBRARIES



REPORTS



USERS



INVITATIONS



HELP



LOGOUT

Welcome: [truman/martye](#)

Home → Reports → First - Year Student Survey 2011 → First - Year Student Survey 2011 → Run Report

First - Year Student Survey 2011

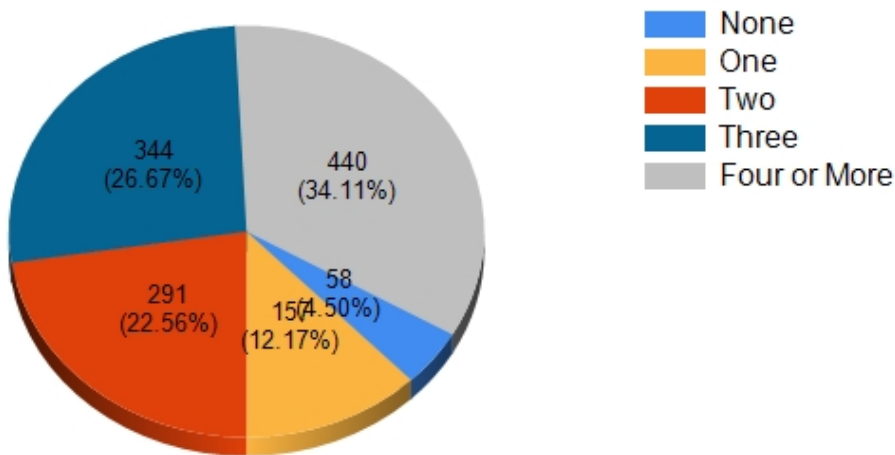


Print

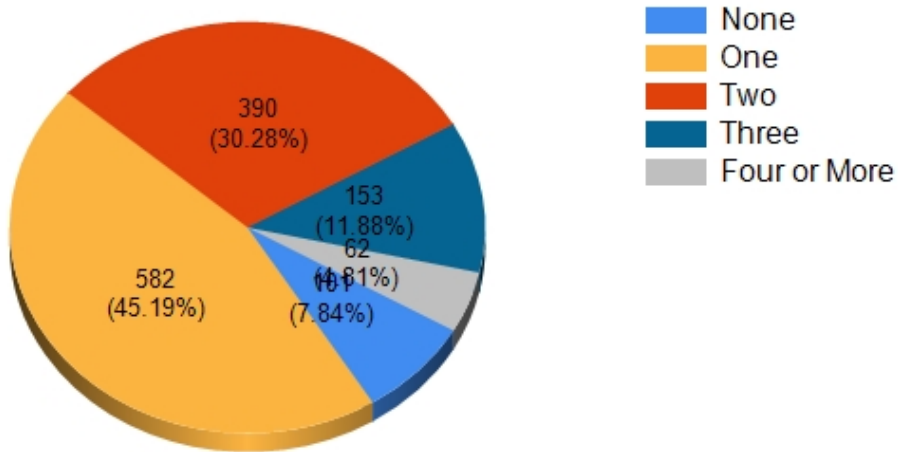
[Reports](#)
[Report List](#)
[Report Properties](#)
[Report Editor](#)
[Run Report](#)

All Pages

**In selecting a college, how many colleges or university campuses did you visit?
(1290 Responses)**



**In making a college selection, how many times did you visit Truman State University?
(1288 Responses)**



**Please indicate your opinion by marking one response for each question
(1300 Responses)**

	Agree Strongly	Agree Somewhat	No Opnion	Disagree Somewhat	Disagree Strongly
a) My parents played a large role in deciding where I would attend college.	170 (13.08%)	517 (39.77%)	159 (12.23%)	291 (22.38%)	161 (12.38%)
b) Visiting the campus of Truman State University was influential in my final college decision.	623 (47.92%)	458 (35.23%)	126 (9.69%)	45 (3.46%)	45 (3.46%)
c) The telephone calls I received from Truman, faculty, staff, and students were influential in my college decision.	113 (8.69%)	302 (23.23%)	494 (38.00%)	215 (16.54%)	172 (13.23%)
d) The electronic communications I received from Truman were influential in my final college decision.	97 (7.46%)	353 (27.15%)	503 (38.69%)	224 (17.23%)	113 (8.69%)
e) The liberal arts and sciences mission influenced my decision to attend Truman State University.	260 (20.00%)	434 (33.38%)	384 (29.54%)	125 (9.62%)	91 (7.00%)
f) The publications and correspondence I received from Truman State University were influential in my decision to attend	150 (11.54%)	512 (39.38%)	428 (32.92%)	127 (9.77%)	70 (5.38%)
g) Truman State University's website was influential in my decision to attend.	177 (13.62%)	489 (37.62%)	404 (31.08%)	133 (10.23%)	83 (6.38%)

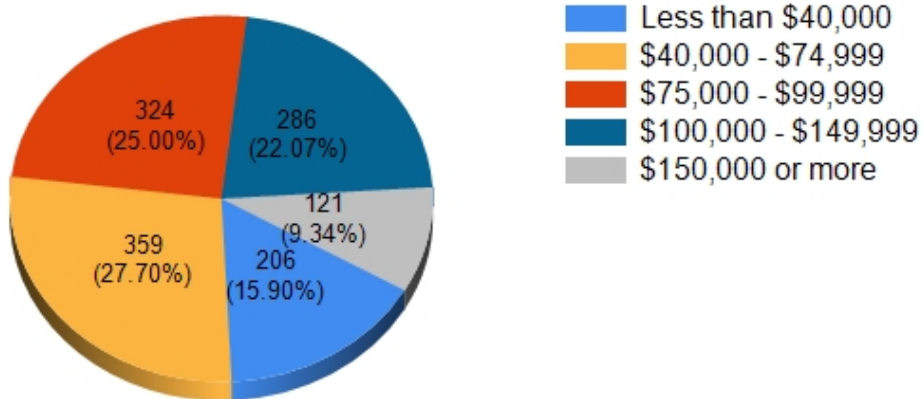
**How important were each of the following reasons in influencing your decision to attend Truman?
(1298 Responses)**

	Very Important	Somewhat Important	Not important
Truman has a very good academic reputation	1178 (90.76%)	108 (8.32%)	7 (0.54%)
Truman has a good reputation for its social activities	499 (38.44%)	626 (48.23%)	163 (12.56%)
I was offered financial assistance	1000 (77.04%)	211 (16.26%)	77 (5.93%)
The cost of attending Truman	1079 (83.13%)	186 (14.33%)	21 (1.62%)
Truman's graduates gain admission to top graduate/professional schools and get good jobs	1018 (78.43%)	232 (17.87%)	31 (2.39%)

Please rank the following item's influence on your decision to attend Truman with 1 being most important and 5 being least important. Make sure you rank order the options. You can only have 1 most important item and one least important item. (use rank 1 only once, rank 2 only once, rank 3 only once, rank 4 only once, and rank 5 only once)
(1297 Responses)

	1	2	3	4	5	Average Rating
Truman's academic reputation	677 (52.20%)	296 (22.82%)	204 (15.73%)	82 (6.32%)	35 (2.70%)	1.84
Truman's social reputation	40 (3.08%)	113 (8.71%)	163 (12.57%)	252 (19.43%)	722 (55.67%)	4.17
The cost of attending Truman	282 (21.74%)	382 (29.45%)	335 (25.83%)	216 (16.65%)	78 (6.01%)	2.56
Truman's graduates gain admission to top graduate/professional schools and get good jobs	119 (9.18%)	242 (18.66%)	308 (23.75%)	440 (33.92%)	184 (14.19%)	3.25
I was offered financial assistance	177 (13.65%)	260 (20.05%)	283 (21.82%)	303 (23.36%)	272 (20.97%)	3.18

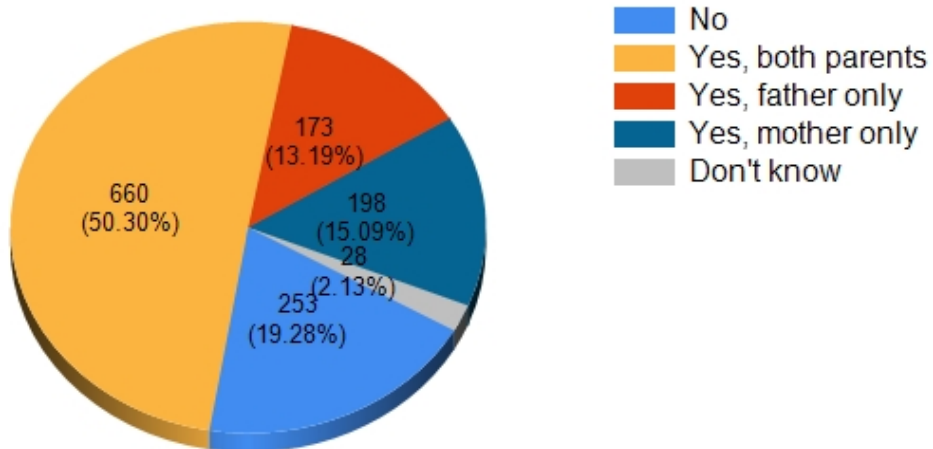
**What is your best estimate of your parent's
total income last year? Consider income
from all sources before taxes.
(1296 Responses)**



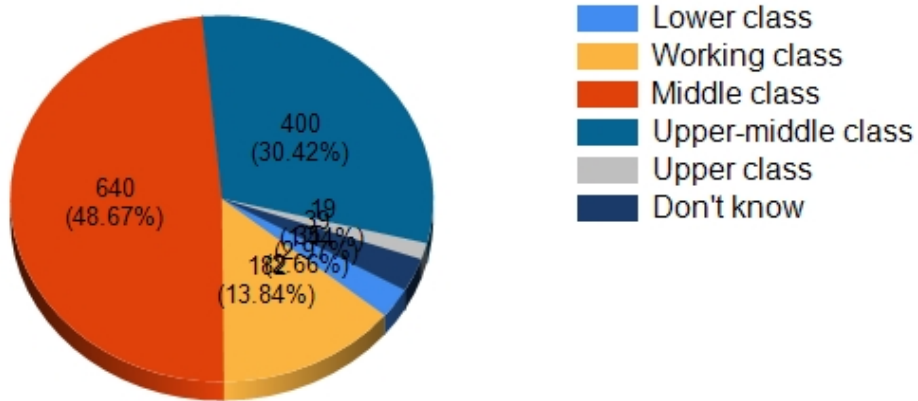
**What is the highest level of formal education obtained by your
(1315 Responses)**

	Less than high school graduate	High school graduate or GED	Vocational training or some college, but no degree	Associate degree	Bachelor's degree (e.g., BA, AB, BS)	Master's degree (e.g., MA, MS, MEng, MED, MSW, MBA)	Professional school degree (e.g., MD, DDS, DVM, LLB, JD)	Doctorate degree (e.g., PHD, EdD)	Don't know
Mother	21 (1.60%)	181 (13.76%)	208 (15.82%)	132 (10.04%)	428 (32.55%)	246 (18.71%)	39 (2.97%)	30 (2.28%)	29 (2.21%)
Father	29 (2.21%)	201 (15.29%)	192 (14.60%)	104 (7.91%)	395 (30.04%)	230 (17.49%)	65 (4.94%)	54 (4.11%)	43 (3.27%)

Did either of your parents graduate from college? (1312 Responses)



Which of the following categories best describes your family's social class during your senior year of high school?
(1315 Responses)



Please indicate where the following members of your biological family were born?
(0 Responses)

	In the United States or US Territory	Somewhere outside the United States	Don't know
Your mother	0 (0.00%)	0 (0.00%)	0 (0.00%)
Your mother's mother	0 (0.00%)	0 (0.00%)	0 (0.00%)
Your mother's father	0 (0.00%)	0 (0.00%)	0 (0.00%)
Your father	0 (0.00%)	0 (0.00%)	0 (0.00%)
Your father's mother	0 (0.00%)	0 (0.00%)	0 (0.00%)
Your father's father	0 (0.00%)	0 (0.00%)	0 (0.00%)

During your senior year in high school, did you have your own bedroom?
(0 Responses)

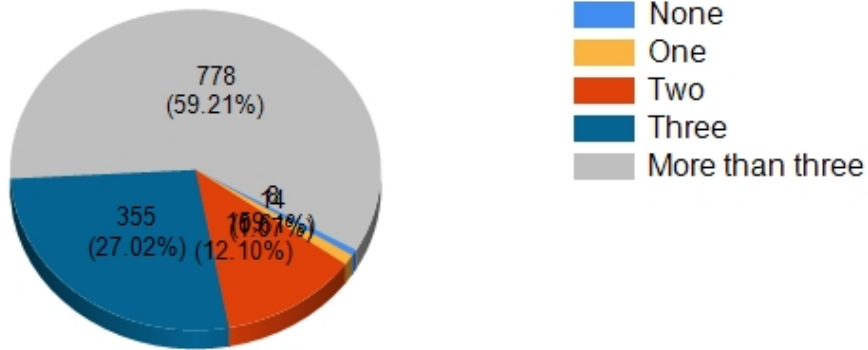
**For the following statements, please indicate your opinion using the scale Agree Strongly to Disagree Strongly.
(1317 Responses)**

	Agree Strongly	Agree Somewhat	No Opnion	Disagree Somewhat	Disagree Strongly
a) I have been introduced to Truman degree requirements well enough to understand why I'm enrolled in each of the classes on my fall schedule.	424 (32.19%)	662 (50.27%)	63 (4.78%)	133 (10.10%)	34 (2.58%)
b) I feel that Summer Orientation better prepared me to start Truman this fall.	338 (25.66%)	619 (47.00%)	180 (13.67%)	127 (9.64%)	48 (3.64%)

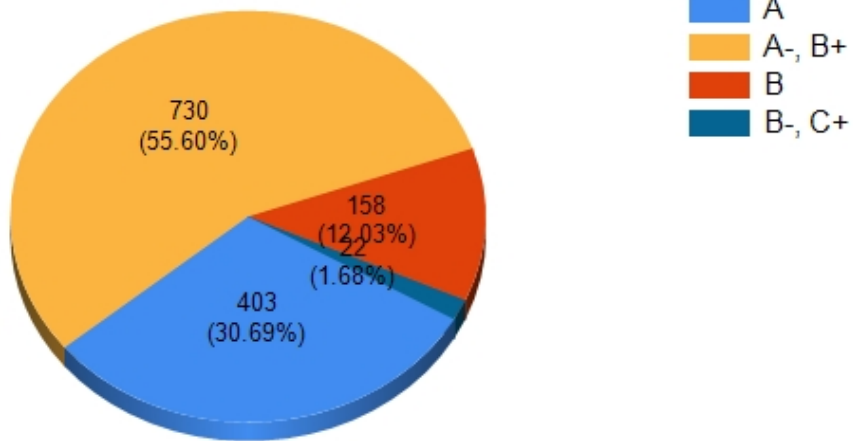
**Please indicate your opinion using the scale agree strongly to disagree strongly.
(1314 Responses)**

	Agree Strongly	Agree Somewhat	No Opnion	Disagree Somewhat	Disagree Strongly
a) I expect to graduate from Truman in four years (May 2015).	842 (64.08%)	334 (25.42%)	70 (5.33%)	45 (3.42%)	23 (1.75%)
b) I expect Truman will be the best four years of my life.	429 (32.65%)	527 (40.11%)	257 (19.56%)	70 (5.33%)	29 (2.21%)
c) A Truman education is about exploring and engaging ideas.	716 (54.49%)	492 (37.44%)	88 (6.70%)	8 (0.61%)	3 (0.23%)
d) A Truman education is about personal growth.	812 (61.80%)	414 (31.51%)	72 (5.48%)	8 (0.61%)	2 (0.15%)
e) My future happiness depends on the outcomes of the next four years.	412 (31.35%)	494 (37.60%)	197 (14.99%)	143 (10.88%)	61 (4.64%)

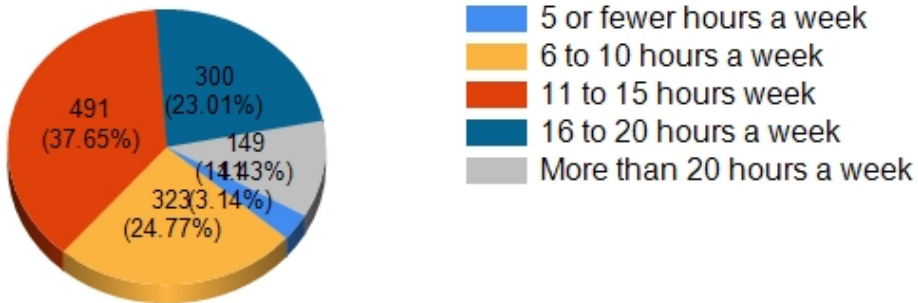
**Upon graduation from Truman, how many
faculty members do you expect to know well
enough that you would ask them for a letter
of recommendation?
(1314 Responses)**



What do you expect most of your first semester grades at Truman to be? **(1313 Responses)**



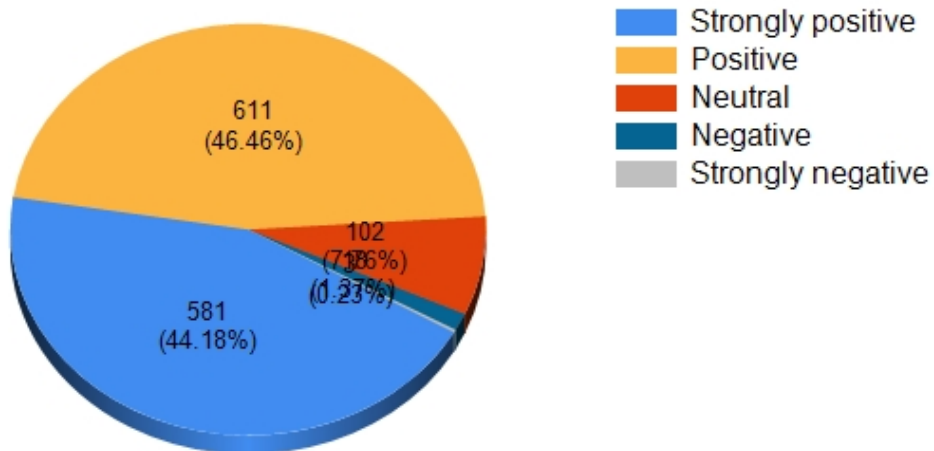
**During the time Truman is in session, about how many hours a week do you expect to spend outside of class on activities related to your academic program, such as studying, writing, reading, lab work, rehearsing, etc.?
(1304 Responses)**



**During the time Truman is in session, about how many hours a week do you expect to spend
(1316 Responses)**

	None	1 to 2 hours	3 to 5 hours	6 to 10 hours	More than 10 hours a week
watching television, playing video games, or on Facebook or other social networking sites?	62 (4.71%)	596 (45.29%)	495 (37.61%)	132 (10.03%)	30 (2.28%)
socializing with friends?	6 (0.46%)	138 (10.49%)	459 (34.88%)	493 (37.46%)	217 (16.49%)
participating in student organizations?	48 (3.65%)	361 (27.43%)	569 (43.24%)	277 (21.05%)	55 (4.18%)
volunteering to serve in the community?	268 (20.36%)	635 (48.25%)	307 (23.33%)	90 (6.84%)	7 (0.53%)
attending campus activities and events?	42 (3.19%)	437 (33.21%)	602 (45.74%)	192 (14.59%)	25 (1.90%)
working for pay off-campus?	1025 (77.89%)	67 (5.09%)	66 (5.02%)	90 (6.84%)	61 (4.64%)
working for pay on-campus?	820 (62.31%)	104 (7.90%)	152 (11.55%)	187 (14.21%)	39 (2.96%)

**At the present time, your general attitude toward Truman is
(1315 Responses)**



CHECKBOX

v4.7.1.60 - Copyright ©2002-2010 Checkbox Survey Solutions, Inc.



POWERED BY **prezza**
TECHNOLOGIES



Welcome: [truman/martye](#)

Home → Reports → First - Year Student Survey 2012 → First - Year Student Survey 2012 → Run Report

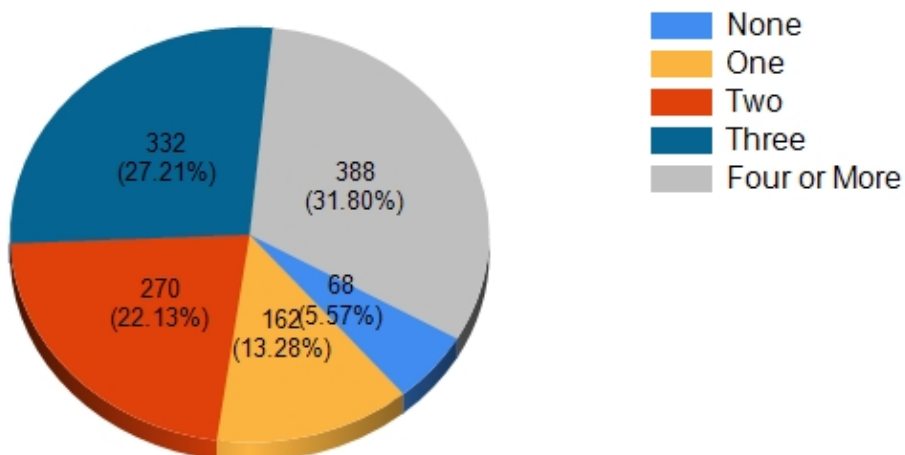
First - Year Student Survey 2012



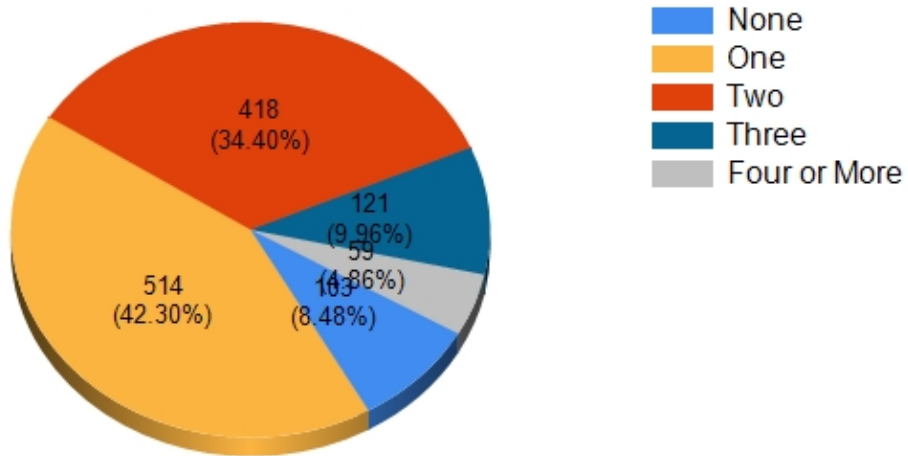
[Reports](#) [Report List](#) [Report Properties](#) [Report Editor](#) [Run Report](#)

All Pages

**In selecting a college, how many colleges or university campuses did you visit?
(1220 Responses)**



**In making a college selection, how many
times did you visit Truman State University?
(1215 Responses)**



**Please indicate your opinion by marking one response for each question
(1223 Responses)**

	Agree Strongly	Agree Somewhat	No Opinion	Disagree Somewhat	Disagree Strongly
a) My parents played a large role in deciding where I would attend college.	190 (15.54%)	528 (43.17%)	126 (10.30%)	248 (20.28%)	130 (10.63%)
b) Visiting the campus of Truman State University was influential in my final college decision.	588 (48.08%)	403 (32.95%)	127 (10.38%)	54 (4.42%)	47 (3.84%)
c) The telephone calls I received from Truman, faculty, staff, and students were influential in my college decision.	122 (9.98%)	315 (25.76%)	453 (37.04%)	212 (17.33%)	120 (9.81%)
d) The electronic communications I received from Truman were influential in my final college decision.	90 (7.36%)	358 (29.27%)	461 (37.69%)	225 (18.40%)	86 (7.03%)
e) The liberal arts and sciences mission influenced my decision to attend Truman State University.	231 (18.89%)	449 (36.71%)	365 (29.84%)	117 (9.57%)	52 (4.25%)
f) The publications and correspondence I received from Truman State University were influential in my decision to attend	148 (12.10%)	495 (40.47%)	393 (32.13%)	123 (10.06%)	57 (4.66%)
g) Truman State University's website was influential in my decision to attend.	170 (13.90%)	402 (32.87%)	396 (32.38%)	174 (14.23%)	67 (5.48%)

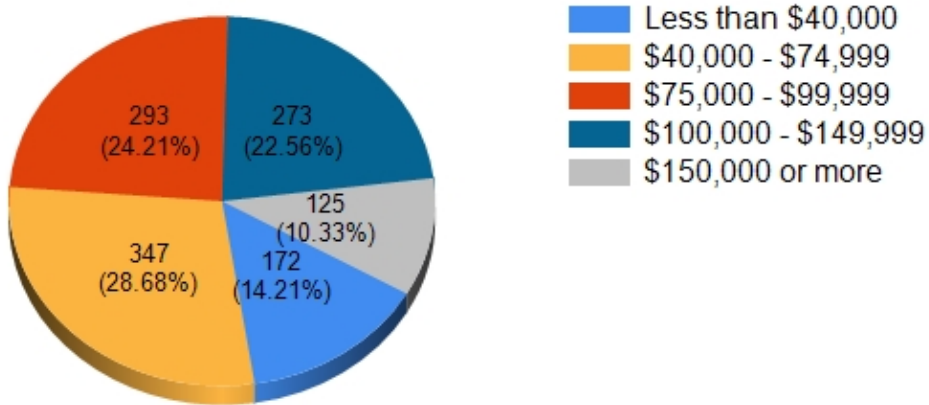
**How important were each of the following reasons in influencing your decision to attend Truman?
(1222 Responses)**

	Very Important	Somewhat Important	Not Important
Truman has a very good academic reputation	1125 (92.06%)	88 (7.20%)	8 (0.65%)
Truman has a good reputation for its social activities	514 (42.06%)	562 (45.99%)	145 (11.87%)
I was offered financial assistance	942 (77.09%)	216 (17.68%)	61 (4.99%)
The cost of attending Truman	1038 (84.94%)	153 (12.52%)	21 (1.72%)
Truman's graduates gain admission to top graduate/professional schools and get good jobs	986 (80.69%)	198 (16.20%)	27 (2.21%)

Please rank the following item's influence on your decision to attend Truman with 1 being most important and 5 being least important. Make sure you rank order the options. You can only have 1 most important item and one least important item. (use rank 1 only once, rank 2 only once, rank 3 only once, rank 4 only once, and rank 5 only once)
(1222 Responses)

	1	2	3	4	5	Average Rating
Truman's academic reputation	684 (55.97%)	238 (19.48%)	182 (14.89%)	88 (7.20%)	30 (2.45%)	1.81
Truman's social reputation	29 (2.37%)	90 (7.36%)	166 (13.58%)	235 (19.23%)	697 (57.04%)	4.22
The cost of attending Truman	232 (18.99%)	396 (32.41%)	298 (24.39%)	226 (18.49%)	67 (5.48%)	2.59
Truman's graduates gain admission to top graduate/professional schools and get good jobs	112 (9.17%)	260 (21.28%)	294 (24.06%)	388 (31.75%)	165 (13.50%)	3.19
I was offered financial assistance	162 (13.26%)	232 (18.99%)	279 (22.83%)	285 (23.32%)	261 (21.36%)	3.21

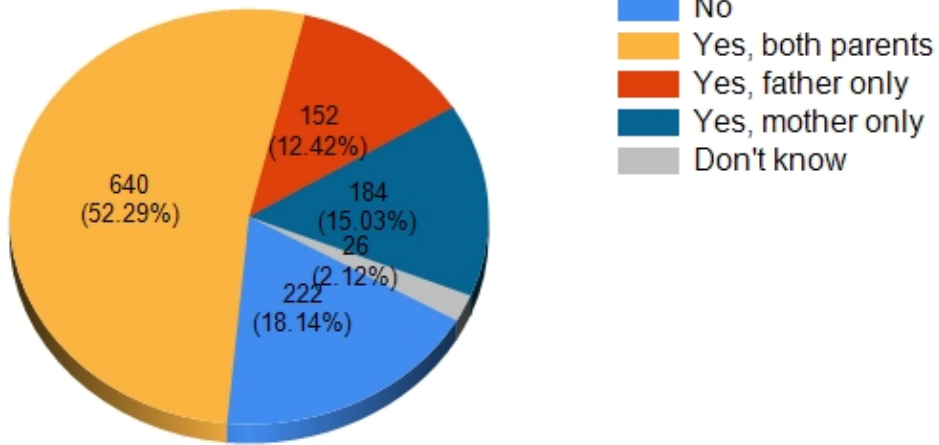
**What is your best estimate of your parent's
total income last year? Consider income
from all sources before taxes.
(1210 Responses)**



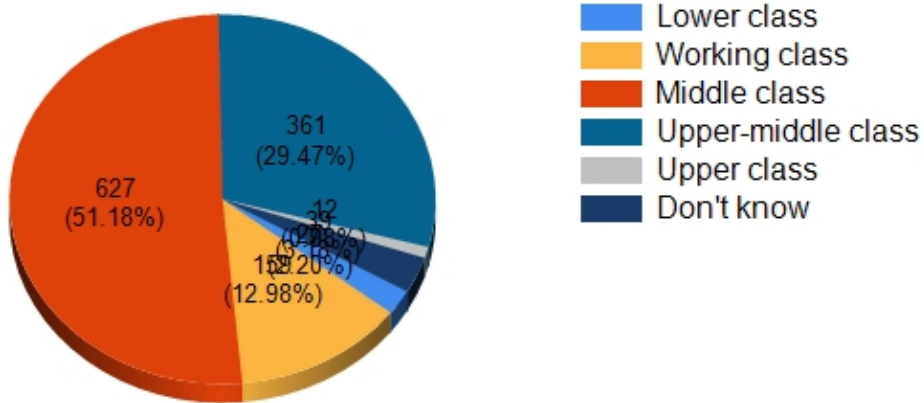
**What is the highest level of formal education obtained by your
(1224 Responses)**

	Less than high school graduate	High school graduate or GED	Vocational training or some college, but no degree	Associate degree	Bachelor's degree (e.g., BA, AB, BS)	Master's degree (e.g., MA, MS, MEng, MED, MSW, MBA)	Professional school degree (e.g., MD, DDS, DVM, LLB, JD)	Doctorate degree (e.g., PHD, EdD)	Don't know
Mother	24 (1.96%)	132 (10.78%)	210 (17.16%)	121 (9.89%)	420 (34.31%)	230 (18.79%)	34 (2.78%)	22 (1.80%)	28 (2.29%)
Father	25 (2.04%)	171 (13.97%)	193 (15.77%)	77 (6.29%)	387 (31.62%)	215 (17.57%)	46 (3.76%)	62 (5.07%)	38 (3.10%)

Did either of your parents graduate from college? (1224 Responses)



Which of the following categories best describes your family's social class during your senior year of high school?
(1225 Responses)



Please indicate where the following members of your biological family were born?
(0 Responses)

	In the United States or US Territory		Somewhere outside the United States		Don't know
Your mother	0	(0.00%)	0	(0.00%)	0 (0.00%)
Your mother's mother	0	(0.00%)	0	(0.00%)	0 (0.00%)
Your mother's father	0	(0.00%)	0	(0.00%)	0 (0.00%)
Your father	0	(0.00%)	0	(0.00%)	0 (0.00%)
Your father's mother	0	(0.00%)	0	(0.00%)	0 (0.00%)
Your father's father	0	(0.00%)	0	(0.00%)	0 (0.00%)

During your senior year in high school, did you have your own bedroom?
(0 Responses)

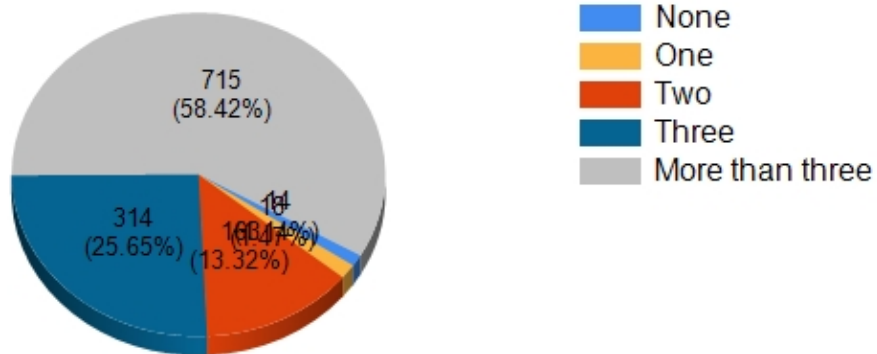
**For the following statements, please indicate your opinion using the scale Agree Strongly to Disagree Strongly.
(1226 Responses)**

	Agree Strongly	Agree Somewhat	No Opinion	Disagree Somewhat	Disagree Strongly
a) I have been introduced to Truman degree requirements well enough to understand why I'm enrolled in each of the classes on my fall schedule.	430 (35.07%)	583 (47.55%)	57 (4.65%)	120 (9.79%)	32 (2.61%)
b) I feel that Summer Orientation better prepared me to start Truman this fall.	345 (28.14%)	556 (45.35%)	161 (13.13%)	129 (10.52%)	31 (2.53%)

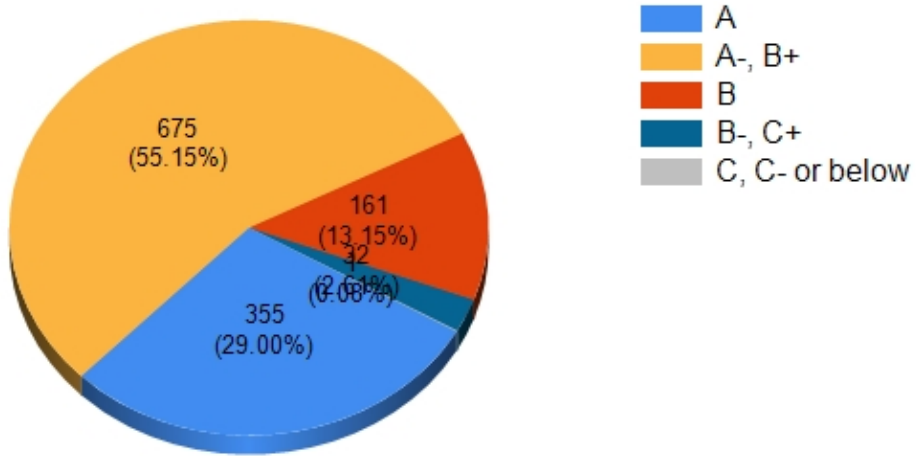
**Please indicate your opinion using the scale agree strongly to disagree strongly.
(1227 Responses)**

	Agree Strongly	Agree Somewhat	No Opinion	Disagree Somewhat	Disagree Strongly
a) I expect to graduate from Truman in four years (May 2016).	875 (71.31%)	260 (21.19%)	43 (3.50%)	28 (2.28%)	20 (1.63%)
b) I expect Truman will be the best four years of my life.	424 (34.56%)	501 (40.83%)	194 (15.81%)	79 (6.44%)	26 (2.12%)
c) A Truman education is about exploring and engaging ideas.	662 (53.95%)	473 (38.55%)	80 (6.52%)	9 (0.73%)	1 (0.08%)
d) A Truman education is about personal growth.	741 (60.39%)	408 (33.25%)	63 (5.13%)	5 (0.41%)	0 (0.00%)
e) My future happiness depends on the outcomes of the next four years.	466 (37.98%)	463 (37.73%)	136 (11.08%)	116 (9.45%)	37 (3.02%)

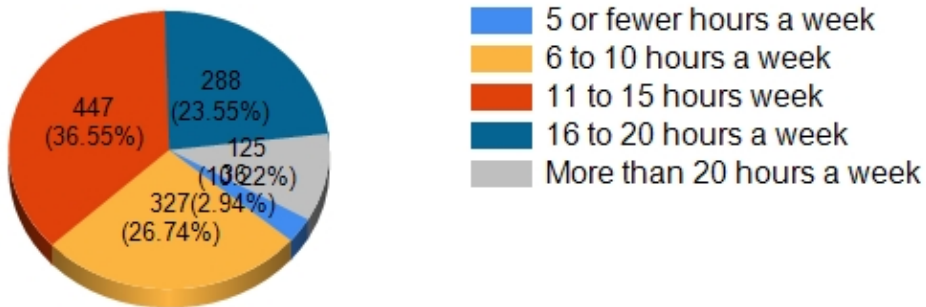
**Upon graduation from Truman, how many
faculty members do you expect to know well
enough that you would ask them for a letter
of recommendation?
(1224 Responses)**



What do you expect most of your first semester grades at Truman to be? **(1224 Responses)**



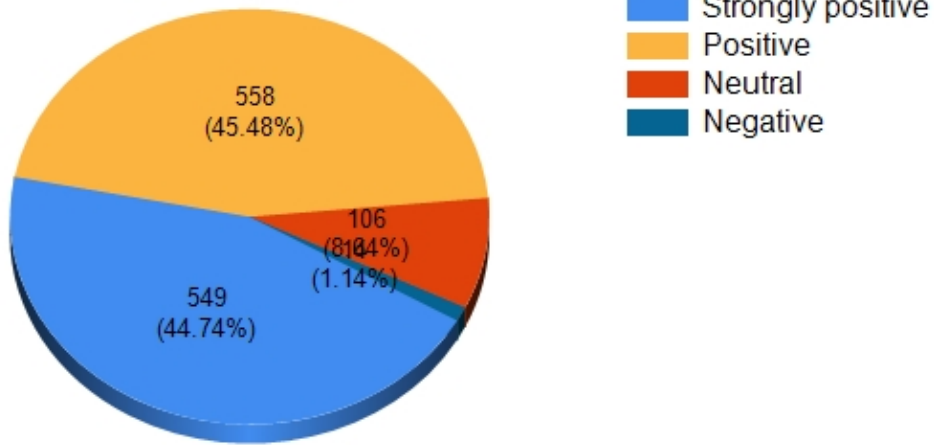
**During the time Truman is in session, about how many hours a week do you expect to spend outside of class on activities related to your academic program, such as studying, writing, reading, lab work, rehearsing, etc.?
(1223 Responses)**



**During the time Truman is in session, about how many hours a week do you expect to spend
(1227 Responses)**

	None	1 to 2 hours	3 to 5 hours	6 to 10 hours	More than 10 hours
watching television, playing video games, or on Facebook or other social networking sites?	61 (4.97%)	622 (50.69%)	401 (32.68%)	105 (8.56%)	35 (2.85%)
socializing with friends?	5 (0.41%)	136 (11.08%)	474 (38.63%)	410 (33.41%)	201 (16.38%)
participating in student organizations?	58 (4.73%)	330 (26.89%)	528 (43.03%)	248 (20.21%)	56 (4.56%)
volunteering to serve in the community?	211 (17.20%)	586 (47.76%)	320 (26.08%)	93 (7.58%)	10 (0.81%)
attending campus activities and events?	47 (3.83%)	429 (34.96%)	537 (43.77%)	175 (14.26%)	27 (2.20%)
working for pay off-campus?	922 (75.14%)	72 (5.87%)	75 (6.11%)	86 (7.01%)	63 (5.13%)
working for pay on-campus?	752 (61.29%)	96 (7.82%)	192 (15.65%)	145 (11.82%)	33 (2.69%)

**At the present time, your general attitude toward Truman is
(1227 Responses)**



Indicate the extent to which you agree/disagree with each of the following statements about your views or perspectives in general. There is neither a right nor wrong answer to any question.
(1227 Responses)

	Strongly Agree	Agree	Neutral	Disagree	Strongly Disagree
I am willing to work hard in a course to learn the material even if it won't lead to a higher grade.	527 (42.95%)	535 (43.60%)	115 (9.37%)	41 (3.34%)	7 (0.57%)
When I do well on a test, it is usually because I am well-prepared, not because the test is easy.	533 (43.44%)	541 (44.09%)	130 (10.59%)	23 (1.87%)	0 (0.00%)
I frequently do more reading in a class than is required simply because it interests me.	157 (12.80%)	318 (25.92%)	427 (34.80%)	276 (22.49%)	47 (3.83%)
I frequently talk to faculty outside of class about ideas presented during class.	175 (14.26%)	365 (29.75%)	469 (38.22%)	196 (15.97%)	17 (1.39%)
Getting the best grades I can is very important to me.	850 (69.27%)	314 (25.59%)	52 (4.24%)	11 (0.90%)	0 (0.00%)
I enjoy the challenge of learning complicated new material	365 (29.75%)	527 (42.95%)	240 (19.56%)	72 (5.87%)	10 (0.81%)
My academic experiences (i.e., courses, labs, studying, discussions with faculty) will be the most important part of college.	654 (53.30%)	427 (34.80%)	115 (9.37%)	26 (2.12%)	4 (0.33%)
My academic experiences (i.e., courses, labs, studying, discussions with faculty) will be the most enjoyable part of college.	139 (11.33%)	340 (27.71%)	448 (36.51%)	253 (20.62%)	45 (3.67%)

**Using the scale "Does not correspond at all" to "Corresponds exactly", indicate to what extent each of the following items presently corresponds to one of the reasons why you go to college.
(1225 Responses)**

	Does not correspond at all	Corresponds a little	Corresponds moderately	Corresponds a lot	Corresponds exactly
Because with only a high-school degree I would not find a high-paying job later on.	51 (4.16%)	118 (9.63%)	176 (14.37%)	362 (29.55%)	517 (42.20%)
Because I experience pleasure and satisfaction while learning new things.	19 (1.55%)	71 (5.80%)	334 (27.27%)	475 (38.78%)	323 (26.37%)
Because I think that a college education will help me better prepare for the career I have chosen.	23 (1.88%)	31 (2.53%)	73 (5.96%)	263 (21.47%)	833 (68.00%)
For the intense feelings I experience when I am communicating my own ideas to others.	143 (11.67%)	233 (19.02%)	425 (34.69%)	285 (23.27%)	133 (10.86%)
Honestly, I don't know; I really feel that I am wasting my time in school.	1030 (84.08%)	96 (7.84%)	48 (3.92%)	23 (1.88%)	25 (2.04%)
For the pleasure I experience while surpassing myself in my studies.	73 (5.96%)	281 (22.94%)	388 (31.67%)	312 (25.47%)	168 (13.71%)
To prove to myself that I am capable of completing my college degree.	91 (7.43%)	166 (13.55%)	256 (20.90%)	373 (30.45%)	336 (27.43%)
In order to obtain a more prestigious job later on.	43 (3.51%)	55 (4.49%)	148 (12.08%)	322 (26.29%)	652 (53.22%)
For the pleasure I experience when I discover new things never seen before.	43 (3.51%)	116 (9.47%)	311 (25.39%)	435 (35.51%)	313 (25.55%)
Because eventually it will enable me to enter the job market in a field that I like.	23 (1.88%)	29 (2.37%)	112 (9.14%)	349 (28.49%)	708 (57.80%)
For the pleasure that I experience when I read interesting authors.	213 (17.39%)	290 (23.67%)	338 (27.59%)	238 (19.43%)	132 (10.78%)
I once had good reasons for going to college, however, now I wonder whether I should continue.	1010 (82.45%)	81 (6.61%)	47 (3.84%)	44 (3.59%)	34 (2.78%)
For the pleasure that I experience while I am surpassing myself in one of my personal accomplishments.	61 (4.98%)	166 (13.55%)	343 (28.00%)	366 (29.88%)	286 (23.35%)
Because of the fact that when I succeed in college I feel important.	94 (7.67%)	158 (12.90%)	279 (22.78%)	383 (31.27%)	305 (24.90%)
Because I want to have "the good life" later on.	67 (5.47%)	110 (8.98%)	211 (17.22%)	336 (27.43%)	494 (40.33%)

For the pleasure that I experience in broadening my knowledge about subjects which appeal to me.	23 (1.88%)	71 (5.80%)	216 (17.63%)	484 (39.51%)	422 (34.45%)
Because this will help me make a better choice regarding my career orientation.	41 (3.35%)	82 (6.69%)	214 (17.47%)	438 (35.76%)	443 (36.16%)
For the pleasure that I experience when I feel completely absorbed by what certain authors have written.	226 (18.45%)	312 (25.47%)	337 (27.51%)	202 (16.49%)	141 (11.51%)
I can't see why I go to college and frankly, I couldn't care less.	1083 (88.41%)	36 (2.94%)	43 (3.51%)	27 (2.20%)	31 (2.53%)
For the satisfaction I feel when I am in the process of accomplishing difficult academic activities.	53 (4.33%)	228 (18.61%)	354 (28.90%)	368 (30.04%)	217 (17.71%)
To show myself that I am an intelligent person.	101 (8.24%)	160 (13.06%)	284 (23.18%)	360 (29.39%)	314 (25.63%)
In order to have a better salary later on.	56 (4.57%)	105 (8.57%)	221 (18.04%)	364 (29.71%)	472 (38.53%)
Because my studies allow me to continue to learn about many things that interest me.	22 (1.80%)	53 (4.33%)	234 (19.10%)	455 (37.14%)	454 (37.06%)
Because I believe that a few additional years of education will improve my competence as a worker.	48 (3.92%)	84 (6.86%)	245 (20.00%)	432 (35.27%)	411 (33.55%)
For the "high" feeling that I experience while reading about various interesting subjects.	205 (16.73%)	294 (24.00%)	348 (28.41%)	218 (17.80%)	151 (12.33%)
I don't know; I can't understand what I am doing in school.	1070 (87.35%)	40 (3.27%)	49 (4.00%)	34 (2.78%)	23 (1.88%)
Because college allows me to experience a personal satisfaction in my quest for excellence in my studies.	61 (4.98%)	126 (10.29%)	322 (26.29%)	393 (32.08%)	317 (25.88%)
Because I want to show myself that I can succeed in my studies.	66 (5.39%)	111 (9.06%)	243 (19.84%)	378 (30.86%)	422 (34.45%)



v4.7.1.60 - Copyright ©2002-2010 Checkbox Survey Solutions, Inc.



POWERED BY **prezza**
TECHNOLOGIES